



ANT-5-4T (sensor)



ANT-5-4B
(receptacle)



ANT-5-4B-2
(receptacle)



ANT-5-10B
(receptacle)



RC-100

CE
IP65



Bi-level Microwave Sensor For High Bay Light

Sharkward's ANT-5-4T pluggable series are designed to be used in commercial and industrial installations (Dimming & daylight harvesting & bluetooth version are available). Pluggable design is convenient for factory pre-installation. Typical applications include shopping mall ,warehouses, distributions centers ,parking garages, and assembly areas and so on.

This product series operates using 12-24VDC input.

The sensor emits microwaves at 5.8Ghz frequency and uses the Doppler Effect to detect motion. It has design features that enable it to detect direct and tangential motion, but it is best at detecting direct motion(coming towards or away from the sensor)

For best performance the sensor should be installed at 40ft for high bay mounts. Sensing pattern will vary based on the particular mounting method used.

This product series can see through many types of low density materials such as glass ,wood, or plastic. Sensor range (unobstructed)is up to 40ft for ceiling mount. However ,range is adversely affected by the type and density of the materials will completely block the sensor (eg:metals) and some materials will significantly reduce the range.

WARNING:

ANT-5-4T sensor can be installed on Sharkward's various receptacles.



How to choose

ANT - 5 - 4T - VAL

Function Option :
Empty: 0-10V Dimming
VAL : Daylight Harvesting
BLE: Bluetooth

Product structure :
4T: Pluggable

Product Model :
5: Microwave Sensors & controls

Product Series

Sensor Function

Model No.	Description	Input Voltage (VDC)	Output / Max Load	Sheath Wire	IP Rating
ANT-5-4T	0-10V Dimming sensor	12-24	0-10V, max. 25mA sinking current	√	IP65
ANT-5-4T-VAL	Daylight Harvesting sensor				
ANT-5-4T-BLE	Bluetooth				

Corridor Function

This function inside the motion sensor to achieve tri-level control, for some areas which require a light change notice before switch-off. The sensor offers 3 levels of light: 100%-->dimmed light (natural light is insufficient) -->off; and 2 periods of selectable waiting time: motion hold-time and stand-by period; Selectable daylight threshold and freedom of detection area.



With sufficient natural light, the light does not switch on when presence is detected.



With insufficient natural light, the sensor switches on the light automatically when presence is detected.



After hold-time, the light dims to stand-by level if the surrounding natural light is below the daylight threshold.



Light switches off automatically after the stand-by period elapses.

Note: if you choose STAND-BY DIM is 0, the stand-by period is 0, it is ON/OFF function.

Smart Photocell Function

open the smart photocell sensor by push  when remote control is in setting condition.



The light switches on at 100% when there is movement detected.



The light dims to stand-by level after the hold-time.



The light remains in dimming level at night.

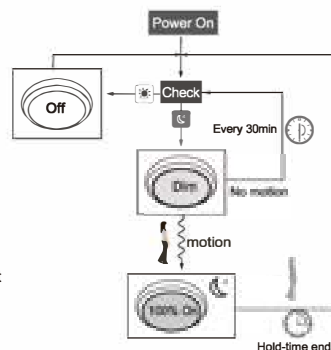


When the natural light level exceeds setpoint off to light, the light will turn off even if when the space is occupied.



The light automatically turns on at 10% when natural light is insufficient (no motion).

Settings on this demonstration:
Hold-time: 10min
Setpoint on: 50lux
Setpoint off: 300lux
Stand-by Dim: 10%
Stand-by period: +∞
(when the smart photocell sensor open, the stand-by time is only +∞)



Daylight Harvesting Function

Open the daylight harvesting function only by choosing "👁️" button when remote control is in setting condition.
Memory and maintain current ambient brightness.



When the natural light is sufficient or dark, movement is detected and the light will turn on 100% brightness.



The light turns on at full or dims to maintain the lux level. The light output regulates according to the level of natural light available.

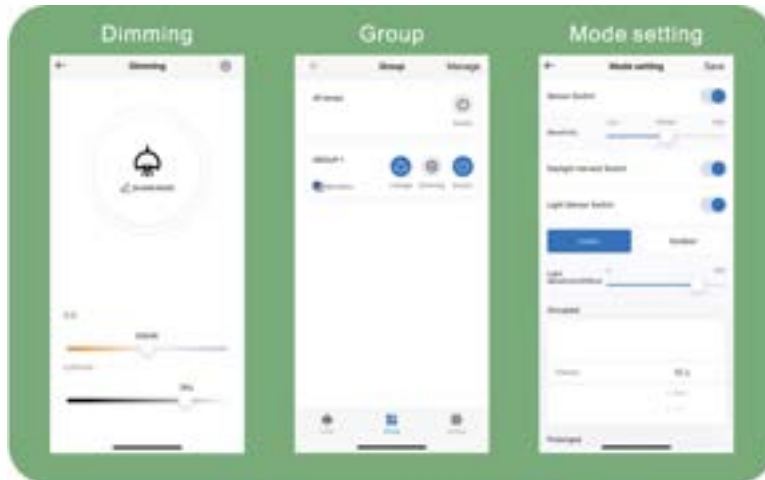


The light dims to stand-by period after hold-time and stays on selected minimum dimming level.



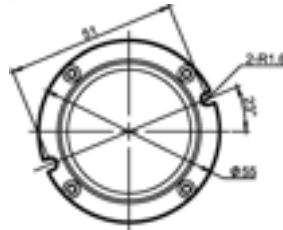
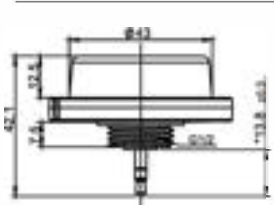
The light switches off completely after the stand-by period.

Bluetooth Function

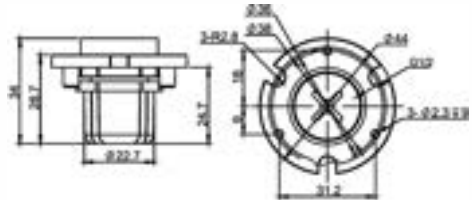


Dimensions & Mounting

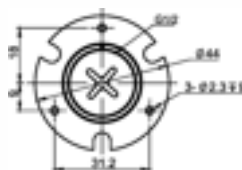
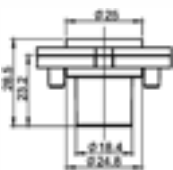
Sensor Dimensions



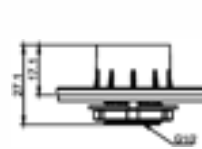
ANT-5-4T(sensor)



ANT-5-4B-2(receptacle)



ANT-5-4B(receptacle)



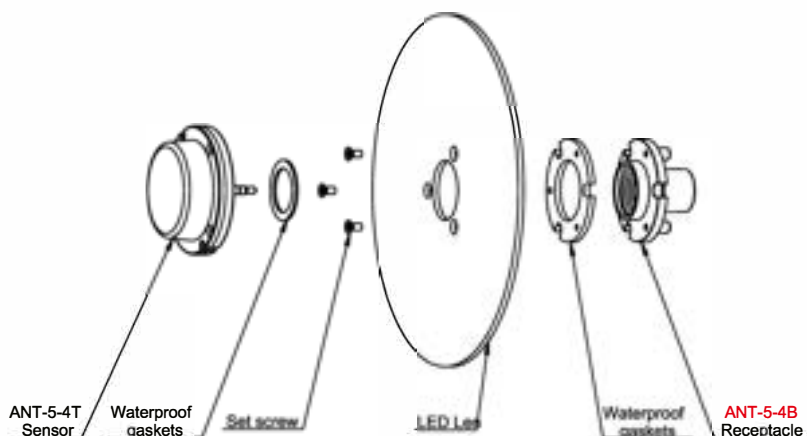
ANT-5-10B(receptacle)

Mounted To LED UFO Light

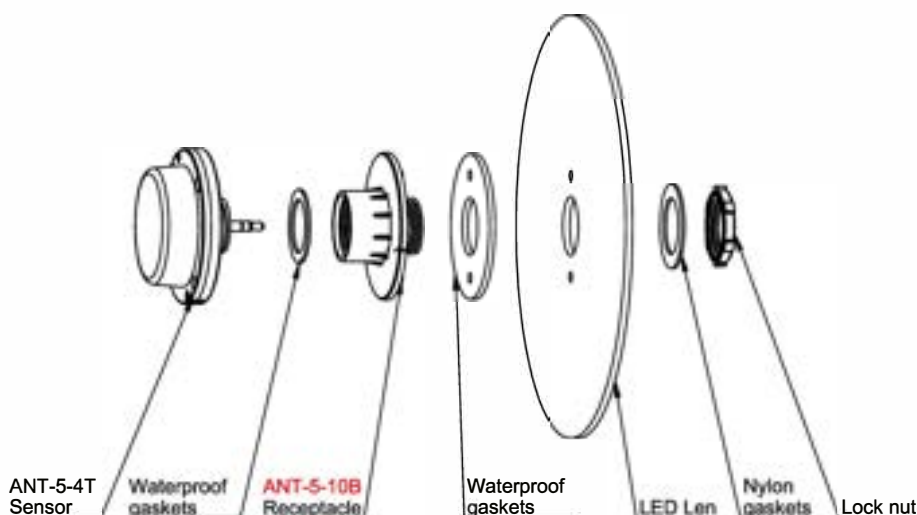


Installed in the center

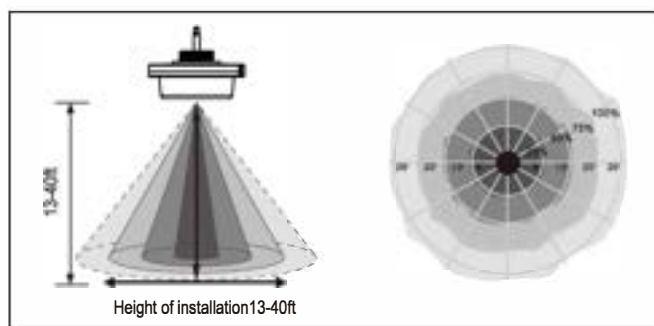
ANT-5-4B Receptacle Mounted To LED Light



ANT-5-10B Receptacle Mounted To LED Light



Coverage



Wiring

Wiring with 12-24VDC wire dimming ballast or LED driver.

