

FEATURES & SPECIFICATIONS

INTENDED USE

Provides task or accent lighting in commercial, retail, hospitality and residential applications. Ideal for use under and over cabinets, display cases, task lighting, office lighting, coves and utility/work areas.

CONSTRUCTION

Durable aluminum construction in a low-profile design. Frosted acrylic diffuser and continuous row of LEDs provides even illumination.

ELECTRICAL

Link up to 7.5' of modular system to one transformer (required, sold separately). Fixtures can be linked end-to-end with the included end row connector (1-3/8" spacing) or 18" linking cord). 3", 24" and 121" connector cords may also be purchased separately for use between fixtures. Can be plugged in or direct-wired (splice box and 24" connector cord required for direct-wiring).

OPTICS

LEDs have a 50,000 hour L70 rated life. Provides a warm color temperature at 3000K, with 95 CRI.

Dimmable when used with the optional step dimmer (sold separately).

INSTALLATION

All mounting hardware included. Mounting clips allow for quick & easy installation. Can be flush mounted or angled at 30° using the provided clips. All configurations tested to IES LM79 standards.

LISTING

UL listed to US and Canadian safety standards.

WARRANTY

5-year limited warranty. Complete warranty terms located at:

www.acuitybrands.com/CustomerResources/Terms_and_conditions.aspx

NOTE: Actual performance may differ as a result of end-user environment and application.

All values are design or typical values, measured under laboratory conditions at 25 °C.

Specifications subject to change without notice.

SPECIFICATIONS	9"	12"	18"	24"
Lumens (3000K):	324	434	630	958
Watts (3000K):	8	10	13.1	18.3
Lumens per watt:	41	43	48	52
Length:	9-1/4 (23.5)	12-1/4 (31.1)	18-1/4 (46.4)	24-1/4 (61.6)
Width:	1-1/4 (3.18)	1-1/4 (3.18)	1-1/4 (3.18)	1-1/4 (3.18)
Height:	1/2" (1.27)	1/2" (1.27)	1/2" (1.27)	1/2" (1.27)

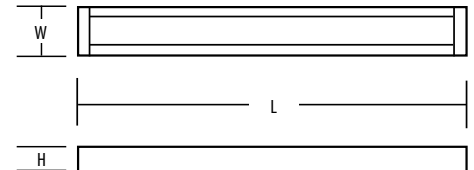
All dimensions are inches (millimeters) unless otherwise indicated. Weights are pounds (kilograms).

Indoor General Purpose™

Rayzer™ Modular LED Lighting System



RAYZER™
LED MODULAR LIGHTING SYSTEM



ORDERING INFORMATION

For shortest lead times, configure products using **bolded options**.

Example: RAZ 12IN 30K 90CRI

Series ^{1,2}	Length	Color temperature	CRI	Finish
RAZ Rayzer low profile LED undercabinet	9IN 9" nominal 12IN 1' nominal 18IN 1.5' nominal 24IN 2' nominal	40K 4000K ³ 35K 3500K ⁴ 30K 3000K 27K 2700K ⁴	90CRI >90	(blank) Brushed nickel

Accessories/Replacement Parts^{1,2}

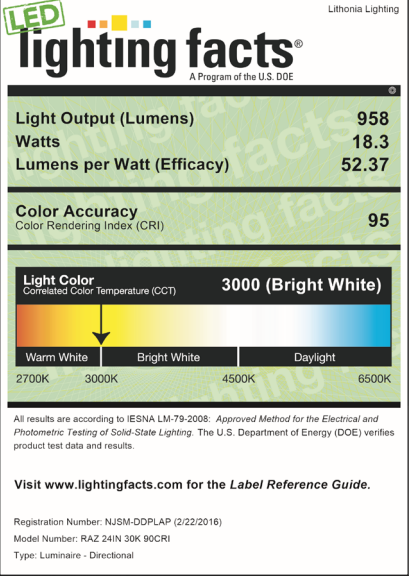
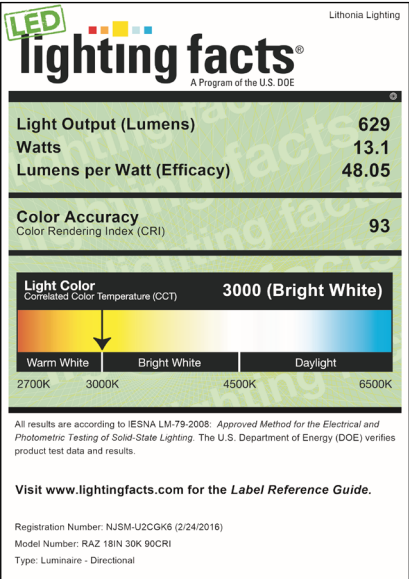
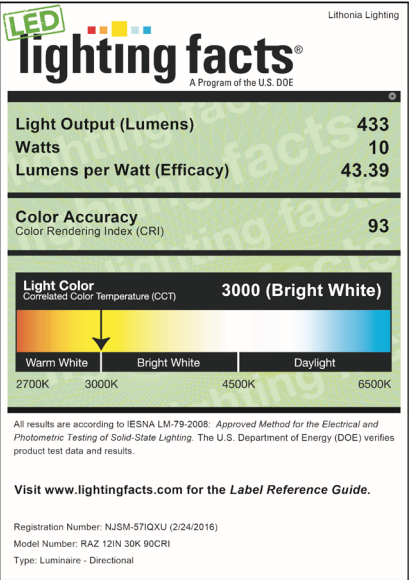
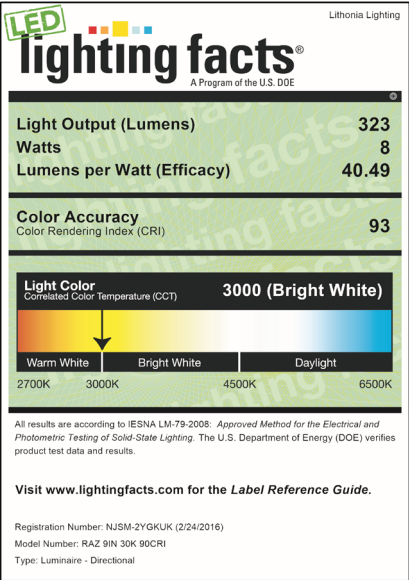
RAZTRANS24 120	24v transformer - 120v power source, includes 5' cord and plug and 24" connector cord (for linking to first fixture)	RAZ ERC	End row connector (fixture to fixture, 1 3/8" fixture spacing, 1 connector per pack)
RAZTRANS24 MVOLT	24v transformer - Multi-Volt power source, includes integrated direct-wire junction box and 24" connector cord (for linking to first fixture)	RAZ PHD	Power hub distributor, allows for additional fixture run
RAZDIM	Step dimmer with remote touch pad, 10' cord length on remote touchpad	RAZ INLS26	In-line power switch (transformer to linking cord, 26" cord length)
RAZ CC121	121" Linking cord (fixture to fixture)	UCD JB	Splice box - white (required for 120V direct wire)
RAZ CC24	24" linking cord (fixture to fixture)	UCD JB BL	Splice box - black (required for 120V direct wire)
RAZ CC3	3" linking cord (fixture to fixture)	UC ERC24	24" connector cord - white (required for 120V direct wire for splice box to transformer connection)
RAZLVCC	Low voltage linking cord (cord to cord), to connect multiple linking cords	UC ERC24 BL	24" connector cord - black (required for 120V direct wire for splice box to transformer connection)

Notes

- 1 Link up to 7.5' of modular system to one transformer.
- 2 Transformer is required for operation.
- 3 60-day lead time for non-stock color temperatures; minimum 50 order qty.
- 4 90-day lead time for non-standard color temperatures; minimum 50 order qty.

Rayzer™ LED Modular Lighting System

Full photometric data report available within 2 weeks from request. Consult factory.



INSTALLATION DIAGRAM

Note: Fixture includes 1 3/8" end row connector, 18" linking cord, mounting clips for flush or 30° mounting, and screws.

