

HTL-TW SERIES TAPE LIGHT

24V DC Tunable CCT 2700K to 6000K

Need custom color temperature lighting at the turn of a dial? Tunable CCT series is a great option when on the fly color adjustment is a must, or when single CCT options just won't cut it. Adjust color temps from 2700K to 6000K and everything in between to create elegant lighting catered to times of day or application setting.

- Dynamic white color tuning from 2700K up to 6000K
- Alternating 2700K and 6000K LED's for smooth color blending
- 90+ color rendering index
- Up to 255 lumen per foot output performance
- Consumes up to 2.9W per foot
- Cuttable every 3.94" with maximum runs up to 32.8ft
- 5-100% Dimmable with most secondary side controls
- Control color temperature via DMX or secondary side controls
- cULus Listed for indoor dry/damp locations
- 50,000 hours rated life

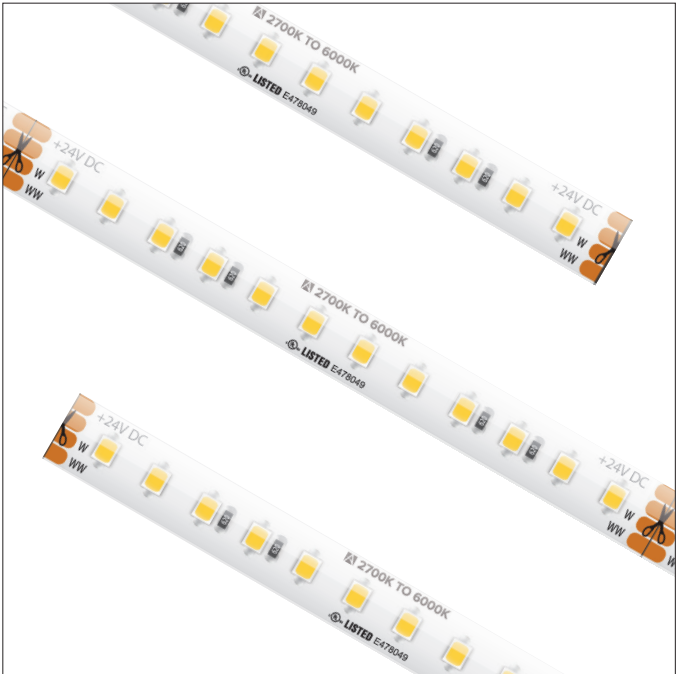


PROJECT:

TYPE:


LOCATION:

CATALOG NUMBER:



HTL-TW SERIES QUICK SPECS	
VOLTAGE	24V DC
WATTAGE	2.9W / ft
LUMENS	Up to 255Lm / ft
CCT	2700K-6000K
CRI	90+
MAX RUN	32.8ft
CUTTING POINTS	3.94" (100mm)
IP RATING	IP54 - Coated
DIMMING	5-100% (Requires Secondary Side Controller)
DIMENSIONS	10mm (0.39") W x 1.65mm (0.06") H
BEAM ANGLE	120°
OPERATING TEMP	5°C (41°F) to 70°C (158°F)
CERTIFICATIONS	cULus Listed - Dry / Damp Location
RATED LIFE	50,000 Hours

HTL-TW SERIES IP RATINGS



IP54 (Coated)

Features a light nano-coating applied to the tape light and LED's that protects from moisture and dust.

Best suited: Indoor dry & damp locations

HTL-TW SERIES QUICK LOOK


3528 (90+ CRI) LEDs

0.33" LED Spacing

Cuttable every 3.94"

IP54 Rating


10mm (0.39") Wide



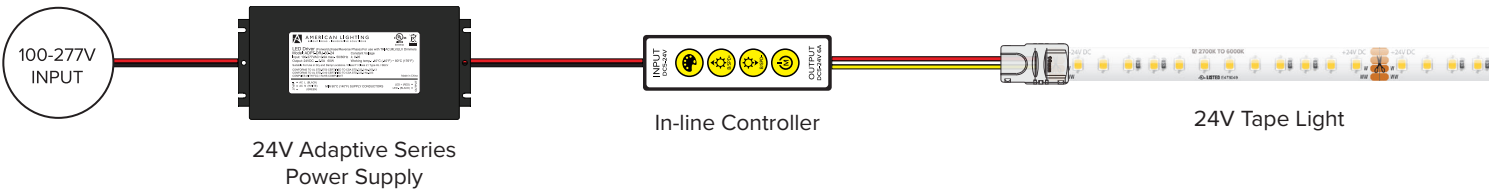
16.4ft Max Run

HTL-TW SERIES ORDERING INFORMATION					*Custom Cut Orders - Please Allow Up To 2-4 Weeks Order Processing & Delivery*				
ITEM NUMBER	VOLTAGE	CCT	LENGTH	LUMENS / FT	WATTAGE / FT	IP RATING	CRI	CUTTING	MAX RUN
HTL-TW	24V DC	2700K-6000K	16.4 ft	255Lm / ft	2.9W / ft	IP54	90+	3.94" (100mm)	32.8 ft
16.4ft Reels (IP54) Include: Attached 3ft Lead Wire / (3) TL-4PWR-HD									

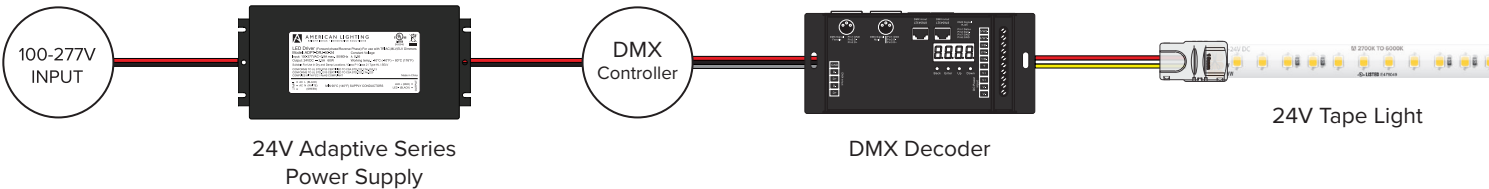
HTL-TW SERIES ACCESSORIES	
ITEM NUMBER	DESCRIPTION
TL-4PWR-HD	6' HD Power Feed (IP54)
TL-4SPL-HD	HD Splice (IP54)
TL-4SPL-L-HD	90° "L" HD Splice (IP54)
TL-4JUMP6-HD	6" HD Linking Cable (IP54)
TL-4JUMP24-HD	24" HD Linking Cable (IP54)
WIRE-15-4PIN	15ft (20/4) Wire Spool
WIRE-CMP-100-6PIN	100ft (16/6) In-wall Rated Wire Spool
INLINE-TW-CTRL	Simple Select In-line Controller (Tunable CCT)
RCWY-PVC-1M	1m Plastic Wire Cover Raceway



HTL-TW SERIES SIMPLE SELECT QUICK SET-UP



HTL-TW SERIES DMX QUICK SET-UP



RECOMMENDED POWER SUPPLIES						
ITEM NUMBER	DESCRIPTION	MAX / MIN LOAD	INPUT VOLTAGE	OUTPUT VOLTAGE	DIMMABLE	DIMENSIONS
ADPT-DRJ-30-24	Adaptive Series 30W	30W / 3W	100-277V AC	24V	Yes*	6.49"L x 3.6"W x 1.02"H
ADPT-DRJ-60-24	Adaptive Series 60W	60W / 6W	100-277V AC	24V	Yes*	7.4"L x 3.6"W x 1.02"H
ADPT-DRJ-96-24	Adaptive Series 96W	96W / 9.6W	100-277V AC	24V	Yes*	8.66"L x 3.6"W x 1.61"H
ADPT-DRJ-192-24	Adaptive Series 192W (2 x 96W)	192W / 19.2W	100-277V AC	24V	Yes*	10.94"L x 4.25"W x 1.8"H
ADPT-DRJ-288-24	Adaptive Series 288W (3 x 96W)	288W / 28.8W	100-277V AC	24V	Yes*	11.85"L x 4.25"W x 1.8"H

Phase Dimming Compatible With Most MLV, ELV, and TRIAC Dimmers

HTL-TW SERIES CUT INCREMENT GUIDE

Segment	Length (MM)	Length (Inches)	Length (Feet)
1	100	3.94	0.33
2	200	7.88	0.66
3	300	11.82	0.99
4	400	15.76	1.31
5	500	19.7	1.64
6	600	23.64	1.97
7	700	27.58	2.30
8	800	31.52	2.63
9	900	35.46	2.96
10	1000	39.4	3.28
11	1100	43.34	3.61
12	1200	47.28	3.94
13	1300	51.22	4.27
14	1400	55.16	4.60
15	1500	59.1	4.93
16	1600	63.04	5.25
17	1700	66.98	5.58
18	1800	70.92	5.91
19	1900	74.86	6.24
20	2000	78.8	6.57
21	2100	82.74	6.90
22	2200	86.68	7.22
23	2300	90.62	7.55
24	2400	94.56	7.88
25	2500	98.5	8.21
26	2600	102.44	8.54
27	2700	106.38	8.87
28	2800	110.32	9.19
29	2900	114.26	9.52
30	3000	118.2	9.85
31	3100	122.14	10.18
32	3200	126.08	10.51
33	3300	130.02	10.84
34	3400	133.96	11.16
35	3500	137.9	11.49

Segment	Length (MM)	Length (Inches)	Length (Feet)
36	3600	141.84	11.82
37	3700	145.78	12.15
38	3800	149.72	12.48
39	3900	153.66	12.81
40	4000	157.6	13.13
41	4100	161.54	13.46
42	4200	165.48	13.79
43	4300	169.42	14.12
44	4400	173.36	14.45
45	4500	177.3	14.78
46	4600	181.24	15.10
47	4700	185.18	15.43
48	4800	189.12	15.76
49	4900	193.06	16.09
50	5000	197	16.42
51	5100	200.94	16.75
52	5200	204.88	17.07
53	5300	208.82	17.40
54	5400	212.76	17.73
55	5500	216.7	18.06
56	5600	220.64	18.39
57	5700	224.58	18.72
58	5800	228.52	19.04
59	5900	232.46	19.37
60	6000	236.4	19.70
61	6100	240.34	20.03
62	6200	244.28	20.36
63	6300	248.22	20.69
64	6400	252.16	21.01
65	6500	256.1	21.34
66	6600	260.04	21.67
67	6700	263.98	22.00



AMERICAN LIGHTING WARRANTY

LIMITED WARRANTY FOR LED PRODUCTS: 5 YEARS

LIMITED PRODUCT WARRANTY

Our products are warranted to be free from defects in material and workmanship for the warranty period listed. Warranty periods begin from the date of shipment from American Lighting Inc's warehouse to the original purchaser. Products that prove to be defective during their specific warranty period will be either repaired or replaced, at the sole discretion of American Lighting Inc. Claims for defective products must be submitted in writing to American Lighting Inc's RGA Department within the warranty period. Upon approval of such return, American Lighting Inc reserves the right to inspect the product for misuse or abuse. Claims for indirect or consequential damages or for product that, in American Lighting Inc's opinion, has been misused will be denied. This is a warranty of product reliability only and not a warranty of merchantability or fitness for a particular purpose. American Lighting Inc shall have no liability whatsoever in any event for payment of incidental or consequential damages, including, without limitations, installation costs and/or damages for personal injury and/or property. These products may represent a possible shock or fire hazard if improperly installed or altered in any way. This warranty does not apply to any product that has not been properly installed in accordance with current local codes and/or the National Electrical Code. Products that require a transformer, driver, or power supply must be used in conjunction with American Lighting Inc's recommended power supply to ensure safety and retain product warranty.

PRODUCT SPECIFICATIONS

For the latest product information, updates, instructions and details concerning specifications, colors, finishes, performance, installation and design, visit www.americanlighting.com. Color may vary from the color printed herein due to limitations in photographic and printing processes. American Lighting Inc. reserves the right to change product specifications without notice. Other product specifications such as color temperature, wavelength characteristics and lumen output are subject to production limitations and may vary.

LED technology is changing rapidly, and not all color temperatures and performance levels can be duplicated at a later time. Best practices include purchasing 10-15% more for a particular project on the same initial order where white LED color temperatures must be maintained over project and product life. Eventual product replacement should be considered at layout and design stages. Best practices also include testing connections and product performance prior to mounting and/or installing.

AVERAGE LIFE

Average incandescent lamp life, rated life and average life are terms used to describe the number of hours at which half of the lamps have failed. For LEDs, the hours of rated life specify the point where 70% of original lumen output is reached. Below this point, the effective life is over; however, the LED may still emit light. Individual results may vary with actual environmental conditions including, but not limited to, proper installation, ambient temperature and/or input voltage fluctuations.