

# HTLWD SERIES TAPE LIGHT

24V DC High Output Warm Dim (3000K to 1800K)

Our Dim-to-Warm tape light smoothly mimics the dimming of an incandescent lamp as it is dimmed. At full brightness, the warm dim tape light has a CCT of 3000K and as the light is dimmed, the color changes to an ultra deluxe tone reaching as low as 1800K. Simply control by using a 24V DC dimmable power supply and compatible dimmer switch - No additional controls required.

- Smoothly mimics the dimming of a traditional incandescent
- 3000K temperature at full brightness dims down to 1800K
- 90+ color rendering index
- Lumen output up to 335Lm per foot performance
- Cuttable every 3.94" with 20ft max run
- Easy installation featuring 3M VHB adhesive backing
- IP54 rating featuring nano-coating protective layer
- Dimmable (5-100%) with most ELV, TRIAC (PWM) dimmers
- cULus Listed for indoor dry/damp locations
- 50,000 hours rated life



PROJECT:

TYPE:

LOCATION:


CATALOG NUMBER:



HTLWD SERIES QUICK SPECS	
VOLTAGE	24V DC
WATTAGE	4W / ft
LUMENS	335Lm / ft
CCT OPTIONS	3000K to 1800K
CRI	90+
MAX RUN	20ft
CUTTING POINTS	3.94" (100mm)
IP RATING	IP54 - Coated
DIMMING	TRIAC / ELV (5-100%)
DIMENSIONS	0.39" (10mm) W x 0.04" (1.2mm) H
BEAM ANGLE	120°
OPERATING TEMP	5°C (41°F) to 70°C (158°F)
CERTIFICATIONS	cULus Listed - Dry / Damp Location
RATED LIFE	50,000 Hours

\*Not compatible with Switchex All-in-one LED Driver + In-Wall Dimmer Switch

## HTLWD SERIES IP RATINGS



**IP54 (Coated)**

Features a light nano-coating applied to the tape light and LED's that protects from moisture and dust.

**Best suited:** Indoor dry & damp locations

## HTLWD SERIES QUICK LOOK

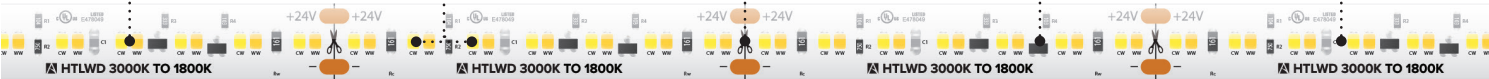
2835 (90+ CRI) LEDs

0.32" LED Spacing

Cuttable every 3.94"

IP54 Rating

10mm (0.39") Wide



20ft Max Run

HTLWD SERIES ORDERING INFORMATION


\*Custom Cut Orders - Please Allow Up To 2-4 Weeks Order Processing & Delivery\*


ITEM NUMBER	VOLTAGE	CCT	LENGTH	LUMENS / FT	WATTAGE / FT	IP RATING	CRI	CUTTING	MAX RUN
HTLWD-3018-16	24V DC	3000K to 1800K	16.4ft	335Lm/ft	4W/ft	IP54	90+	3.94" (100mm)	20ft


16.4ft Reels (IP54) Include: Attached 3ft Lead Wire / (3) TL-CONKIT / (3) TL-BLKS / (3) TL-2PWR-HD


HTLWD SERIES ACCESSORIES


ITEM NUMBER	DESCRIPTION
TL-CONKIT	6' Trulink 4-in-1 Connection Kit
TL-BLKS	Trulink 4-in-1 Connector Block (QTY 10)
TL-2PWR-HD	6' HD Power Feed (IP54)
TL-2JUMP6-HD	6" HD Linking Cable
TL-2JUMP24-HD	24" HD Linking Cable
TL-2SPL-HD	HD Tape to Tape Splice Connector
TL-2SPL-L-HD	90° "L" HD Tape to Tape Splice Connector (IP54)
WIRE-15-2PIN	15ft (20/2) Wire Spool
WIRE-CMP-100-3PIN	100ft (16/3) In-wall Rated Wire Spool
INLINE-SC-CTRL	Simple Select In-line Controller (Single Color)
LVSB-2PIN	In-Line Splice Terminal Block
RCWY-PVC-1M	1m Plastic Wire Cover Raceway (White)


TL-CONKIT


TL-BLKS


TL-2PWR-HD

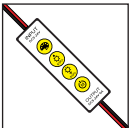
TL-2JUMP6-HD  
TL-2JUMP24-HD


TL-2SPL-HD


TL-2SPL-L-HD

WIRE-15-2PIN

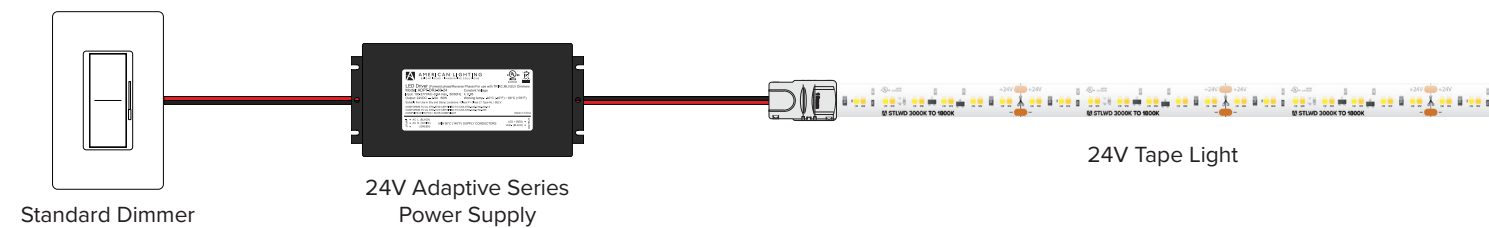
WIRE-CMP-100-3PIN

INLINE-SC-CTRL

LVSB-2PIN

RCWY-PVC-1M

HTLWD SERIES QUICK SET-UP



RECOMMENDED POWER SUPPLIES

ITEM NUMBER	DESCRIPTION	MAX / MIN LOAD	INPUT VOLTAGE	OUTPUT VOLTAGE	DIMMABLE	DIMENSIONS
ADPTPRO-DRJ-30-24	Adaptive Pro Series 30W	30W / 3W	100-277V AC	24V	Yes* - Logarithmic	6.49"L x 3.6"W x 1.02"H
ADPTPRO-DRJ-60-24	Adaptive Pro Series 60W	60W / 6W	100-277V AC	24V	Yes* - Logarithmic	7.4"L x 3.6"W x 1.02"H
ADPTPRO-DRJ-96-24	Adaptive Pro Series 96W	96W / 9.6W	100-277V AC	24V	Yes* - Logarithmic	8.66"L x 3.6"W x 1.61"H
ADPTPRO-DRJ-192-24	Adaptive Series 192W (2 x 96W)	192W / 19.2W	100-277V AC	24V	Yes* - Logarithmic	10.94"L x 4.25"W x 1.8"H
ADPTPRO-DRJ-288-24	Adaptive Series 288W (3 x 96W)	288W / 28.8W	100-277V AC	24V	Yes* - Logarithmic	11.85"L x 4.25"W x 1.8"H
ADPTPRO-DR-200-24	Adaptive Pro Series 200W	200W / 20W	100-277V AC	24V	Yes* - Logarithmic	10.07"L x 3.07"W x 1.85"H
ADPTPRO-DR-300-24	Adaptive Pro Series 300W	300W / 30W	100-277V AC	24V	Yes* - Logarithmic	10.86"L x 3.07"W x 1.85"H

\*Phase Dimming Compatible With Most MLV, ELV, and TRIAC Dimmers Plus 0-10V Capability\*

HTLWD SERIES DIMMING CURVE DATA



HTLWD SERIES CUT INCREMENT GUIDE

Segment	Length (MM)	Length (Inches)	Length (Feet)
1	100	3.94	0.33
2	200	7.88	0.66
3	300	11.82	0.99
4	400	15.76	1.31
5	500	19.7	1.64
6	600	23.64	1.97
7	700	27.58	2.30
8	800	31.52	2.63
9	900	35.46	2.96
10	1000	39.4	3.28
11	1100	43.34	3.61
12	1200	47.28	3.94
13	1300	51.22	4.27
14	1400	55.16	4.60
15	1500	59.1	4.93
16	1600	63.04	5.25
17	1700	66.98	5.58
18	1800	70.92	5.91
19	1900	74.86	6.24
20	2000	78.8	6.57

Segment	Length (MM)	Length (Inches)	Length (Feet)
21	2100	82.74	6.90
22	2200	86.68	7.22
23	2300	90.62	7.55
24	2400	94.56	7.88
25	2500	98.5	8.21
26	2600	102.44	8.54
27	2700	106.38	8.87
28	2800	110.32	9.19
29	2900	114.26	9.52
30	3000	118.2	9.85
31	3100	122.14	10.18
32	3200	126.08	10.51
33	3300	130.02	10.84
34	3400	133.96	11.16
35	3500	137.9	11.49
36	3600	141.84	11.82
37	3700	145.78	12.15
38	3800	149.72	12.48
39	3900	153.66	12.81
40	4000	157.6	13.13

Segment	Length (MM)	Length (Inches)	Length (Feet)
41	4100	161.54	13.46
42	4200	165.48	13.79
43	4300	169.42	14.12
44	4400	173.36	14.45
45	4500	177.3	14.78
46	4600	181.24	15.10
47	4700	185.18	15.43
48	4800	189.12	15.76
49	4900	193.06	16.09
50	5000	197	16.42
51	5100	200.94	16.75
52	5200	204.88	17.07
53	5300	208.82	17.40
54	5400	212.76	17.73
55	5500	216.7	18.06
56	5600	220.64	18.39
57	5700	224.58	18.72
58	5800	228.52	19.04
59	5900	232.46	19.37
60	6000	236.4	19.70
61	6100	240.34	20.03
62	6200	244.28	20.36



# AMERICAN LIGHTING WARRANTY

## LIMITED WARRANTY FOR LED PRODUCTS: 5 YEARS

### LIMITED PRODUCT WARRANTY

Our products are warranted to be free from defects in material and workmanship for the warranty period listed. Warranty periods begin from the date of shipment from American Lighting Inc's warehouse to the original purchaser. Products that prove to be defective during their specific warranty period will be either repaired or replaced, at the sole discretion of American Lighting Inc. Claims for defective products must be submitted in writing to American Lighting Inc's RGA Department within the warranty period. Upon approval of such return, American Lighting Inc reserves the right to inspect the product for misuse or abuse. Claims for indirect or consequential damages or for product that, in American Lighting Inc's opinion, has been misused will be denied. This is a warranty of product reliability only and not a warranty of merchantability or fitness for a particular purpose. American Lighting Inc shall have no liability whatsoever in any event for payment of incidental or consequential damages, including, without limitations, installation costs and/or damages for personal injury and/or property. These products may represent a possible shock or fire hazard if improperly installed or altered in any way. This warranty does not apply to any product that has not been properly installed in accordance with current local codes and/or the National Electrical Code. Products that require a transformer, driver, or power supply must be used in conjunction with American Lighting Inc's recommended power supply to ensure safety and retain product warranty.

### PRODUCT SPECIFICATIONS

For the latest product information, updates, instructions and details concerning specifications, colors, finishes, performance, installation and design, visit [www.americanlighting.com](http://www.americanlighting.com). Color may vary from the color printed herein due to limitations in photographic and printing processes. American Lighting Inc. reserves the right to change product specifications without notice. Other product specifications such as color temperature, wavelength characteristics and lumen output are subject to production limitations and may vary.

LED technology is changing rapidly, and not all color temperatures and performance levels can be duplicated at a later time. Best practices include purchasing 10-15% more for a particular project on the same initial order where white LED color temperatures must be maintained over project and product life. Eventual product replacement should be considered at layout and design stages. Best practices also include testing connections and product performance prior to mounting and/or installing.

### AVERAGE LIFE

Average incandescent lamp life, rated life and average life are terms used to describe the number of hours at which half of the lamps have failed. For LEDs, the hours of rated life specify the point where 70% of original lumen output is reached. Below this point, the effective life is over; however, the LED may still emit light. Individual results may vary with actual environmental conditions including, but not limited to, proper installation, ambient temperature and/or input voltage fluctuations.