

NIEVE SERIES DOWNLIGHT

120-277V Surface Mount Downlight

Ultra slim and modern sleek, the NIEVE series downlight features an edgeless surface mount design that blends seamlessly into its surroundings. With uniform light output, the NIEVE produces up to 1200 vivid lumens in a 3000K warm white color temperature. Available in two fixture sizes, 5" and 7", as well as a battery back-up option accessory for use in both residential and commercial applications.

- Modern low profile surface mount design
- Up to 1200 lumen output performance
- 3000K color temperature with 90+ CRI
- Mounts to most 40 & 30 octagonal/round junction boxes
- Battery back-up accessory available
- Dimmable with most TRIAC / ELV or 0-10V dimmers
- cETLus Listed for wet locations
- 50,000 hours rated life - 5 Year Limited Warranty
- ENERGY STAR Certified & JA8 Compliant



NIEVE SERIES QUICK SPECS

VOLTAGE	120-277V AC, 60Hz
WATTAGE	15W / 20W (Battery Back-up)
LUMENS	1200Lm
CCT OPTIONS	3000K
CRI	90+
MOUNTING	Surface mount - 40 Octagonal / 40 Round / 30 Round
DIMMING	TRIAC / ELV 10 - 100% / 0-10V Dimming*
BEAM ANGLE	150°
OPERATING TEMP	-10°C (14°F) to 50°C (122°F)
CERTIFICATIONS	cETLus Listed / Energy Star Certified / JA8 Compliant / Wet Location / FCC Compliant
RATED LIFE	50,000 Hours - 5 Year Limited Warranty

*When using a battery backup accessory, the fixture is not rated for dimming circuits without UL924 shunt relay and the dimming wires should be capped and not used.

PROJECT:

TYPE:

LOCATION:

CATALOG NUMBER:

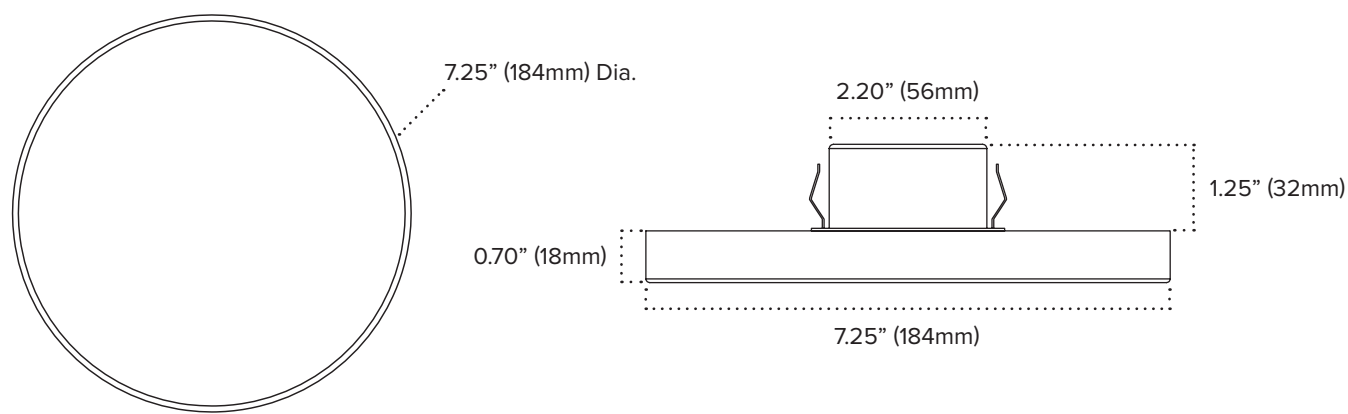


NIEVE SERIES ORDERING INFORMATION

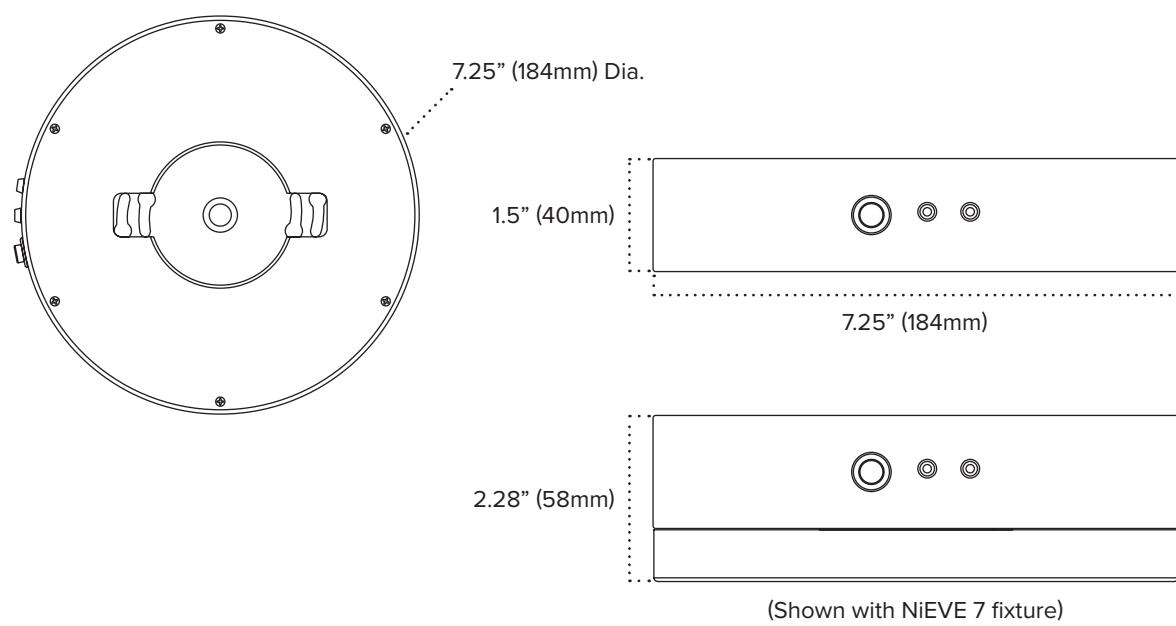
ITEM NUMBER	DESCRIPTION	FINISH	VOLTAGE	CCT	CRI	LUMENS	WATTAGE	DIMMING
NV7-30-WH	NIEVE 7	White	120-227V	3000K	90+	1200Lm	15W	TRIAC / ELV
NV7-0/10V-30-WH	NIEVE 7	White	120-227V	3000K	90+	1200Lm	15W	0-10V
NV7-BB-WH	NIEVE 7 Battery Backup	White	120-227V	N/A	90+	N/A	20W	Non-dimmable
NV7-BB-WH-BC	Battery Backup Blank	White	N/A	N/A	N/A	N/A	N/A	N/A

NIEVE SERIES DIMENSIONS

NIEVE 7



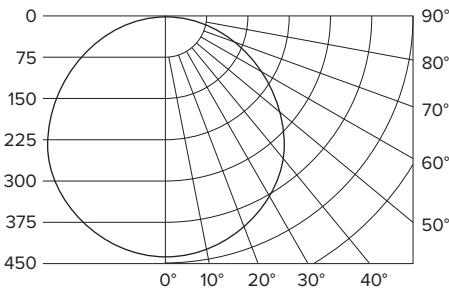
NIEVE 7 BATTERY BACKUP ACCESSORY



NIEVE SERIES PHOTOMETRICS

NIEVE 7

PART NUMBER	NV7-30-WH
BEAM SPREAD	150.2°
LUMENS	1254 Lm
WATTAGE	15W
EFFICACY	83.6 Lm/W
CCT	3000K
CRI	90+



Foot Candles	Distance From Light	Beam Dia.
26.8	4'	30.1'
11.9	6'	45.1'
6.7	8'	60.1'
4.6	10'	75.2'
3.0	12'	90.2'
2.2	14'	105.2'

**NIEVE SERIES** RECOMMENDED DIMMERS FOR TRIAC/ELV

BRAND	MODEL #	TYPE	DIMMING RANGE
LUTRON	DV-603PG	TRIAC	9% ~ 95%
LEGRAND	DVCL-153P	CL	5% ~ 100%
LEVITON	DV-600P	TRIAC	0% ~ 100%
LUTRON	DVLV-600P	MLV	10% ~ 100%

Dimmer performance may vary in field application due to unknown external factors. Dimmers not included on the chart above are not necessarily incompatible; they have yet to be fully evaluated. Please reference dimmer manufacturer's instructions for more detailed information regarding performance and compatibility. Test data listed above is based on single lamp data.

NIEVE SERIES RECOMMENDED DIMMERS FOR 0/10V

BRAND	MODEL #	TYPE	DIMMING RANGE
LUTRON	RMJS-8T-DV-B	0-10V	5% - 100%
LEGRAND	RH4FBL3PW	0-10V	8% - 100%
LEVITON	IP710-DL	0-10V	8% - 100%
LUTRON	DVSTV-LA	0-10V	8% - 100%

Dimmer performance may vary in field application due to unknown external factors. Dimmers not included on the chart above are not necessarily incompatible; they have yet to be fully evaluated. Please reference dimmer manufacturer's instructions for more detailed information regarding performance and compatibility. Test data listed above is based on single lamp data.

NIEVE SERIES BATTERY BACK-UP DETAILS**Emergency LED Indicator Colors/ Function**

- Green: Emergency function working with battery
- Green Flashing: Lighting flashing, no power for the battery, recharging for the battery
- Off: Emergency function is off, the ceiling working with normal power supply

Emergency Battery Indicator Color and Functions

- Red: Battery is charging
- Green: Battery at full charge
- Red Flashing: Check system-possible battery replacement needed or system maintenance required
- Off: Indicates a power outage when the battery backup unit is in emergency mode the LED indicator will be Off
- Minimum Charge Time: 14hours

Test Button

- While main power is on: A quick press of the test button(<3 seconds), simulates the "main power outage" or emergency mode". The light fixture will come in this case. It will be running on battery power.
- While in Emergency Status (mains power outage): Pressing test button for <6 seconds shuts off the unit; press again to turn it back on.



AMERICAN LIGHTING WARRANTY

LIMITED WARRANTY FOR LED PRODUCTS: 5 YEARS

LIMITED PRODUCT WARRANTY

Our products are warranted to be free from defects in material and workmanship for the warranty period listed. Warranty periods begin from the date of shipment from American Lighting Inc's warehouse to the original purchaser. Products that prove to be defective during their specific warranty period will be either repaired or replaced, at the sole discretion of American Lighting Inc. Claims for defective products must be submitted in writing to American Lighting Inc's RGA Department within the warranty period. Upon approval of such return, American Lighting Inc reserves the right to inspect the product for misuse or abuse. Claims for indirect or consequential damages or for product that, in American Lighting Inc's opinion, has been misused will be denied. This is a warranty of product reliability only and not a warranty of merchantability or fitness for a particular purpose. American Lighting Inc shall have no liability whatsoever in any event for payment of incidental or consequential damages, including, without limitations, installation costs and/or damages for personal injury and/or property. These products may represent a possible shock or fire hazard if improperly installed or altered in any way. This warranty does not apply to any product that has not been properly installed in accordance with current local codes and/or the National Electrical Code. Products that require a transformer, driver, or power supply must be used in conjunction with American Lighting Inc's recommended power supply to ensure safety and retain product warranty.

PRODUCT SPECIFICATIONS

For the latest product information, updates, instructions and details concerning specifications, colors, finishes, performance, installation and design, visit www.americanlighting.com.

Color may vary from the color printed herein due to limitations in photographic and printing processes. American Lighting Inc. reserves the right to change product specifications without notice. Other product specifications such as color temperature, wavelength characteristics and lumen output are subject to production limitations and may vary.

LED technology is changing rapidly, and not all color temperatures and performance levels can be duplicated at a later time. Best practices include purchasing 10-15% more for a particular project on the same initial order where white LED color temperatures must be maintained over project and product life. Eventual product replacement should be considered at layout and design stages. Best practices also include testing connections and product performance prior to mounting and/or installing.

AVERAGE LIFE

Average incandescent lamp life, rated life and average life are terms used to describe the number of hours at which half of the lamps have failed. For LEDs, the hours of rated life specify the point where 70% of original lumen output is reached. Below this point, the effective life is over, however, the LED may still emit light. Individual results may vary with actual environmental conditions including, but not limited to, proper installation, ambient temperature and/or input voltage fluctuations.