

BL736LED-FL

FLOODLIGHT

Type: _____

Project: _____

Delivered Lumens:
15,000 - 24,210 lm**Input Wattage:**
150W - 230W**Efficacy:**
Up to 103 lm/W**Colour Temperatures:**
3500K, 4000K, 5000K**Projected Lumen Maintenance:**
L₈₀ @ >60,000 hrs.

The **BOXLED® FL** comes standard with an adjustable yoke bracket that allows for precise positioning

BOXLED® FL is approved for operation in ambient temperature environments ranging from -30°C to +40°C

Two lumen packages are offered, 15,000 and 24,210. Ideal for both indoor and outdoor applications

A medium, wide distribution or asymmetric parabolic reflector is offered. The micropismatic tempered glass diffuser provides optimized glare control

The **BOXLED® FL** design is based on performance and reliability. IP66, 3G vibration, IK09 ratings make it ideal for commercial and industrial applications.

The **BOXLED® FL** is a flood or accent light for damp or wet applications such as flood lighting, accent lighting, building façades, monuments, security, natatoriums and signage.

Configurations

MODEL	OPERATION	LUMENS	DISTRIBUTION	COLOUR TEMP	INPUT	MOUNTING	OPTIONS
BL736LED-FL	HT (AC only)	LO (15,000)	MBD (medium beam)	WT35' (3500K)	120-277V	[blank] (yoke bracket-std.)	SS² (stainless steel hardware)
		HO (24,210)	WBD (wide beam)	WT40 (4000K)	347V		FP (fuse protection)
			ASY (asymmetric)	WT50' (5000K)			SP (5 kV at 10kA surge protection)
							EOS (external occupancy sensor)
							EM³ (90 min. emergency backup)

NOTE¹: may be a longer lead time; **NOTE²:** order SS for natatorium applications; **NOTE³:** 90 minute run time, remote mounted, not available in 347V **NOTE:** please see below for available accessories (to be ordered as a separate line item).

HOUSING:

- Low copper die-cast marine grade aluminum with integrated heat sink
- RAL 7040 grey powder coat finish
- Stainless steel hooks and housing latches
- Durable silicone gasket

ELECTRICAL:

- AC Input: 120-277V, 50-60Hz
- AC Input: 347V, 50-60Hz

POWER LINE FEED:

72" black, 18AWG, 300/600V, 5 conductor cord with 1/2" pre-stripped leads for quick infield connection.

DIMMING:

0 - 10V dimming to 1% is standard. Compatible with most dimming systems.

REFLECTOR/OPTICS:

Parabolic specular polished aluminum reflector offered in wide (70°) and medium (30° x 40°) and asymmetric (70° x 30°) configurations.

DIFFUSER:

4mm tempered glass diffuser with micropismatic external surface to reduce glare.

SANITATION LISTED:

Meets all food equipment NSF/ANSI 2 standards. The **BOXLED®** is suitable for use in food equipment environments.

MOUNTING:

Adjustable yoke bracket allows for above ground and wall mount applications. Bracket adjusts in 15° increments from 0° to 180°.

OPERATING TEMPERATURE:

-30°C to +45°C

WEIGHT:

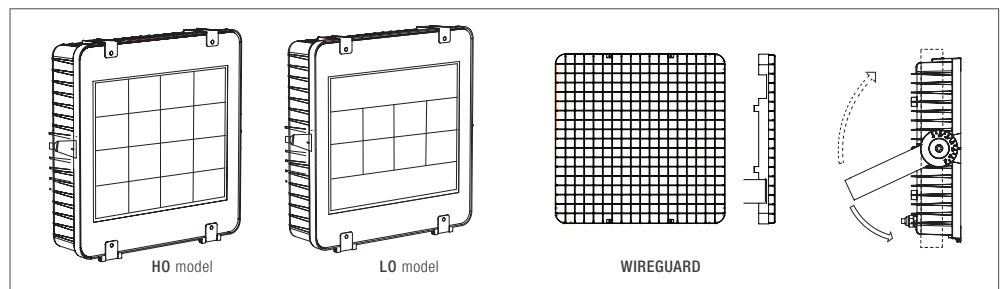
15 lbs. / 7 kg.

WARRANTY:

5 year LED warranty, see website for full warranty details.

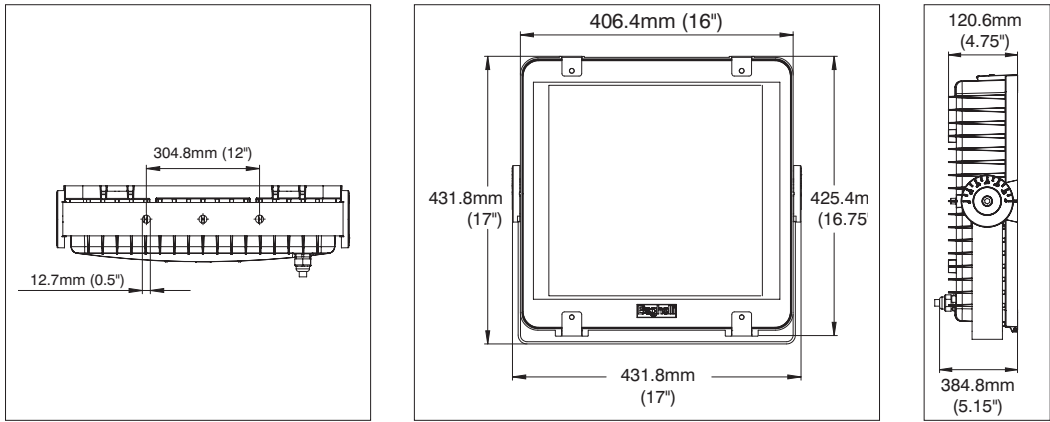
BoxLED® accessories

MODEL	DESCRIPTION
WG	wire guard
SRC	shatter resistant coating
TPM	twin post top mount
QPM	quadruple post top mount



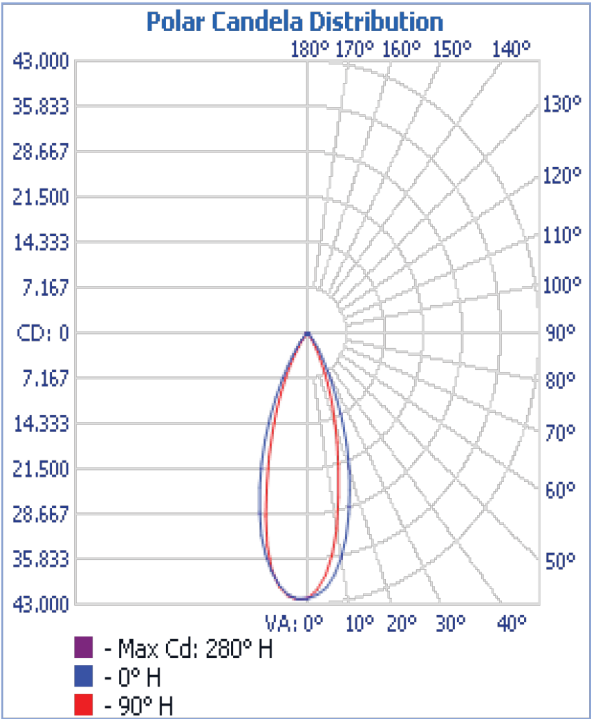
BoxLED® Flood

Dimensions



BL736LED-FL-HT-HO-MBD-WT40-120-277V

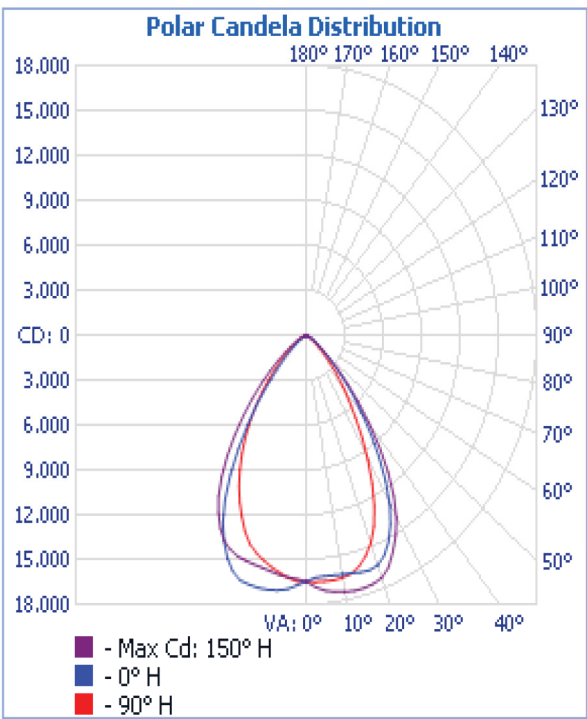
Luminous Intensity Distribution



Tested in accordance with IESNA LM-80-08

BL736LED-FL-HT-HO-MBD-WT40-120-277V

Luminous Intensity Distribution



PHOTOMETRIC DATA

Energy Chart

MODEL	EFFICACY	WATTAGE	LUMEN OUTPUT	CRI	L80 HOURS	BUG RATING
BL736LED-FL-HT-LO-MBD-WT40	100 lm/W	150	15,000	+80	>60,000	B5 U0 G1
BL736LED-FL-HT-LO-WBD-WT40	101 lm/W	150	15,170	+80	>60,000	B5 U0 G1
BL736LED-FL-HT-HO-MBD-WT40	101 lm/W	233	23,710	+80	>60,000	B5 U0 G1
BL736LED-FL-HT-HO-WBD-WT40	103 lm/W	233	24,210	+80	>60,000	B5 U0 G1