

Type: \_\_\_\_\_

Project: \_\_\_\_\_

**Delivered Lumens:**  
4,850 - 11,500 lm

**Input Wattage:**  
40W, 80W

**Efficacy:**  
up to 152 lm/W


**Colour Temperatures:**  
3000K, 4000K, 5000K

**Projected Lumen Maintenance:**  
L<sub>70</sub> @ >54,000 hrs.

UL 1598A Marine (Salt Water)

Tested 1000hrs to standard ASTM-B117-11

The **CASTEX** comes standard in grey powder coat finish.



Class I, Division 2, Groups A, B, C, D  
Class II, Division 1, Groups E, F, G  
Class III

The **CASTEX** comes standard with pendant mounting.

The **CASTEX** is ideal for heavy industries, wastewater treatment plants, shipyards, chemical processing facilities, petrochemical and paper mills.

## Configurations

SERIES	OUTPUT	COLOUR TEMP.	HAZARD	LENS	INPUT	MOUNTING
CAS-2	LO (40W)	W3 (3000K)	B (C1D2, C2D1, C3)	C (Clear lens)	120-277V	[blank] (Pendant - std.)
	HO (80W)	W4 (4000K)		D (Diffuse lens)	347V	
		W5 (5000K)				

## Accessories

MODEL	DESCRIPTION
SM	Adjustable surface mount
PM	Pole mount
SC	Safety cable

### HAZARDOUS:

Class I, Division 2, Groups A, B, C, D – T3C  
Class II, Division 1, Groups E, F, G – T4A  
Class III – T4A

### HOUSING:

Copper-free aluminum housing with separate driver enclosure for superior thermal management. Standard in a grey electrostatic powder coating. All external fasteners are stainless steel 316.

### ELECTRICAL:

AC Input: 120-277V, 50-60Hz.  
AC Input: 347V, 50-60Hz.  
Drivers are standard with 4kV surge protection

### LENS:

The clear impact-resistant polycarbonate lens has a 110° beam angle and is available in an optional diffuse finish.

### TEMPERATURE RATINGS:

Based on the surface temperature of the fixture;  
– Class I, Division 2 is rated T3C (will not exceed 160°C)  
– Class II, Division 1 & Class III are rated T4A (will not exceed 120°C)

### OPERATING TEMPERATURE:

-40°C to +50°C

### MOUNTING:

Pendant mount is standard (pendant by others). Adjustable surface mount (SM) for wall or ceiling and pole mount (PM) are available as options.

### WEIGHT:

LO: 12.1 lbs / 5.5 kg  
HO: 16.7 lbs / 7.6 kg

### WARRANTY:

5 year LED warranty, see website for full warranty details.


## Mounting




Ceiling Mount



Wall Mount



Pole Mount



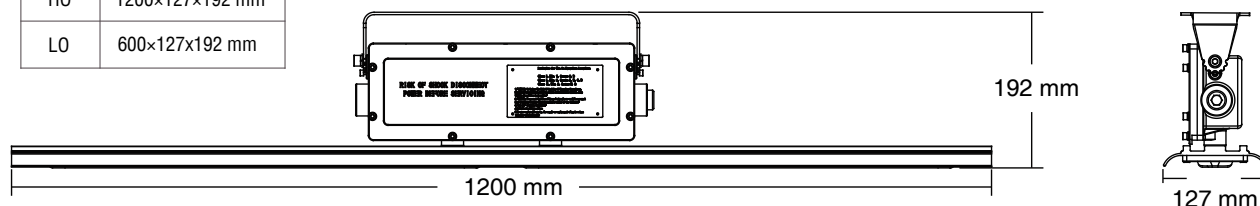
Pendant Mount

CASTEX-2

To determine which models are DLC listed please visit [www.designlights.org](http://www.designlights.org)

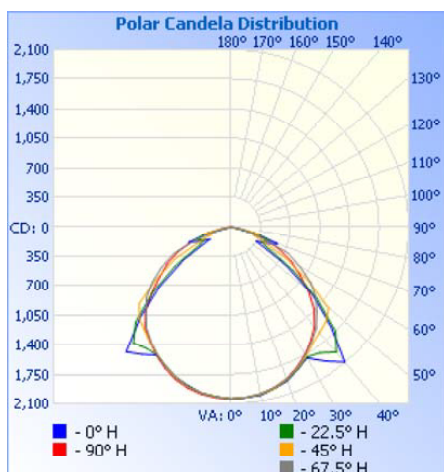
## Dimensions

Module	Size (L×W×H)
HO	1200×127×192 mm
LO	600×127×192 mm



### CAS-2LOW4BC120

Luminous Intensity Distribution

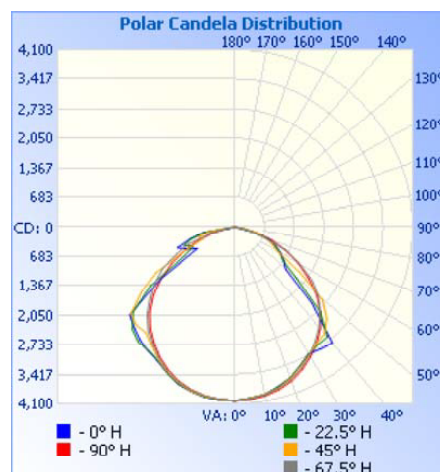


Zonal Lumen Summary

ZONE	LUMENS	% LUMINAIRE
0-30	1599	29%
0-40	2684	48%
0-60	4758	85%
60-90	856	15%
0-90	5607	100%

### CAS-2HOW4BC120

Luminous Intensity Distribution



Zonal Lumen Summary

ZONE	LUMENS	% LUMINAIRE
0-30	3160	28%
0-40	5263	46%
0-60	9357	82%
60-90	1995	18%
0-90	11352	100%

PHOTOMETRIC DATA

## Energy Chart

MODEL	EFFICACY	LUMEN OUTPUT	WATTAGE	CRI	L70 HOURS	BUG RATING
CAS-2LOW3BC120	152 lm/W	6061	40W	>70	> 54,000	B4-U0-G1
CAS-2LOW4BC120	121 lm/W	4850	40W	>70	> 54,000	B4-U0-G1
CAS-2HOW3BC120	145 lm/W	11598	80W	>70	> 54,000	B4-U0-G1
CAS-2HOW4BC120	142 lm/W	11352	80W	>70	> 54,000	B4-U0-G1

CASTEX-2