

SPA

VANDAL RESISTANT LINEAR LED

Type: _____

Project: _____

Delivered Lumens:

4600 lm

Input Wattage:

40W

Efficacy:

Up to 150 lm/W

Colour Temperatures:

4000K

Projected Lumen Maintenance:L₇₀ @ 78,000 hrs.

Full-length aluminum housing for excellent thermal management

Diffuser provides maximum efficiency with minimum glare

The **SPADA®** is vandal resistant, waterproof, dust tight and corrosion resistant

Surface or suspension mount is standard

IK10 rated strength

The vandal resistant design of the **SPADA®** makes it ideal for transit, stairwells, work stations, locker rooms, schools, breezeways, public areas and manufacturing facilities.

Configurations

MODEL	LENGTH	OPERATION	POWER	COLOUR TEMP	INPUT
SPA	4 (4ft)	HT (AC only)	40W (4ft)	WT40 (4000K)	120-277V

Accessories*

MOUNTING
AC ¹ (aviation cable)
CH ² (chain hang kit)

NOTE*: order separately; **NOTE¹**: specify length for AC: 50", 72", 100", 150", 250", fully adjustable; **NOTE²**: brackets only, chain by others.

HOUSING:

Die-cast aluminum housing painted white with UV stabilized polycarbonate lens and end caps. End caps are secured with tamper resistant screws. Perimeter gasket for IP65 ingress protection against dust and moisture.

ELECTRICAL:

Available in 4000K, consult factory for other colour temperatures. High efficiency driver operates 100V through 277V, 50-60HZ. A screw-less terminal block is located inside the end cap. Drivers used: 40W. L70 at 78,000 hours. Line cord not included.

OPERATING TEMPERATURE:

-20°C to 40°C

MOUNTING:

Surface mount configuration is standard with integrated stainless steel mounting brackets. Other mounting options available include aviation cable (AC), chain hang (CH) and double pendant. Suspension height is to be specified when ordering any aircraft units.

WEIGHT:

7 lbs. / 2.8 kg.

DIMMING:

1-10V dimming to 10% is standard.

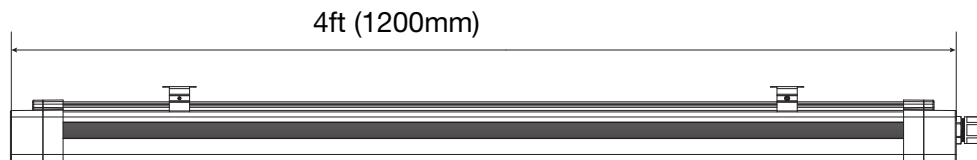
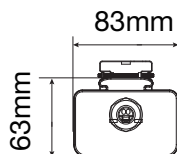
SANITATION LISTED (SL):

Equivalent to the NSF standard 2. The SPADA® is ideal for use in food service equipment environments.

WARRANTY:

5 year LED warranty, see website for full warranty details.

Dimensions

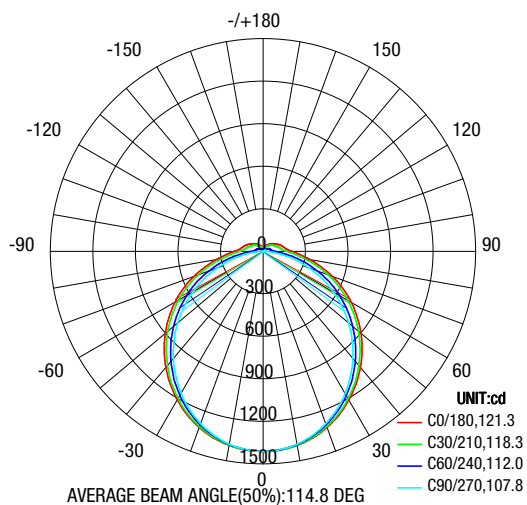


MODEL	A	B	C
SPA-4	1200mm (47.2")	83mm (3.3")	63mm (2.5")

Spada®

SPA-4-HT-40W-WT40-120-277V

Luminous Intensity Distribution



Zonal Lumen Summary

ZONE	LUMENS	% LUMINAIRE
0-20	515	11.1
0-40	1789	38.4
0-60	3189	68.4
0-90	4280	91.8
90-180	380	8.2
0-180	4660	100.00

CBCP (cd):	1441	CIE Class:	Direct
Efficiency Total:	100%	Lumen Rating:	4660
Efficacy Total:	50 lm/W	Input Wattage:	40W

Energy Chart

MODEL	LENGTH	EFFICACY	WATTAGE	LUMEN OUTPUT	CRI	*L70 HOURS
SPA-4-HT-40W-WT40-120-277V	4ft	150 lm/W	40	4660	80+	78,000

*Projected