


SPARKLING PATH™

Gondola Shelf Light



Introducing the SPARKLING PATH, Gondola Shelf Light, a magnetic shelf light specifically designed for gondolas. This versatile light enhances your products, attracting customers and boosting sales by giving your shelves a vibrant and captivating look. It comes in a set of four 4-foot magnetic LED strips that can be connected via a daisy chain or used individually. It's equipped with a magnetic strip for quick and easy installation, no professional help is required. You can connect up to 16 feet using a single power supply or power each light individually.

These lights provide bright, cool white lighting with a 6500K color temperature, 560 lumens per strip, and a high CRI of >80. Available in a V-shape, with a 90° beam angle, they offer versatile design options to suit your display needs. The Gondola Shelf Light is UL-Listed, IP20 rated, and backed by a 2-year warranty, ensuring safety and reliability. Elevate your product display with this innovative lighting solution that gives your shelves a new, enhanced look while illuminating your products effectively. The complete set includes everything needed for installation including shelf lights, magnetic strip, power supply, and connectors ensuring a seamless setup.

Product Features

- 4FT Magnetic LED Strip
- Wattage: 12 Watt/Strip
- Luminous Flux: 560 Lumens
- Color Temperature: 6500K
- Voltage: 24V DC
- CRI: >80
- Beam Angle: 90° / 120° Degree
- UL Listed
- IP20 Rated
- 2 Year warranty

SPARKLING PATH™

Gondola Shelf Light



SKU #	Model #	Watt	Lumesn	CCT	Size	Shape	Input Voltage	Beam Angle	Certifications
156806	OY101	12W	600LM	6500K	4FT	Straight	24V DC	120° Degree	UL
156807	OY1616	12W	560LM	6500K	4FT	V-Shape	24V DC	90° Degree	UL

SKU: 156806 Specifications

Parameter	Description	Value
General Performance	Model #	OY101
	Wattage	12W/M
	Lumen	600LM
	Lumen Efficacy	Up to 50LM/W
	Color Temperature	6500K
	CRI (Ra)	>80
	Beam Angle	120° Degree
	Diffuser Type	Al+PC Cover
Electrical	Input Voltage	110V DC
	Output Voltage	24V
	Frequency	50/60Hz
	Adapter	Power Supply 96W
	Dimming	No
Physical	Shape	Straight
	LED Brand	San'an
	LED Type	SMD2835
	LED QTY	160 PCS
	Housing Material	Al+PC Cover
Qualification	Housing Color	White
	IP Rating	IP20
	Warranty	2 Years Warranty



SPARKLING PATH™

Gondola Shelf Light

SKU: 156807

Specifications

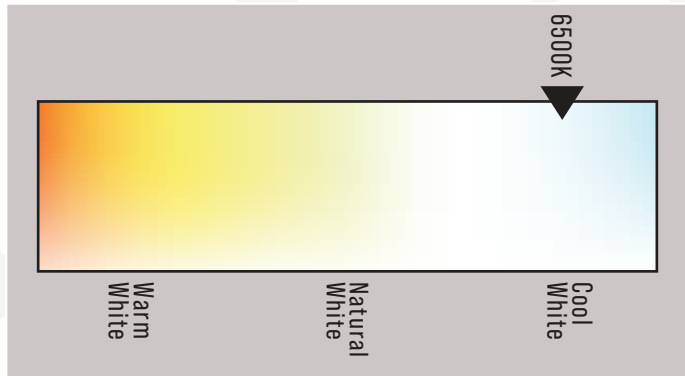
Parameter	Description	Value
General Performance	Model #	OY1616
	Wattage	12W/M
	Lumen	560LM
	Lumen Efficacy	Up to 50LM/W
	Color Temperature	6500K
	CRI (Ra)	>80
	Beam Angle	90° Degree
	Diffuser Type	Al+PC Cover
Electrical	Input Voltage	110V DC
	Output Voltage	24V
	Frequency	50/60Hz
	Adapter	Power Supply 96W
	Dimming	No
Physical	Shape	V - Shape
	LED Brand	San'an
	LED Type	SMD2835
	LED QTY	160 PCS
Qualification	Housing Material	Al+PC Cover
	Housing Color	White
	IP Rating	IP20
	Warranty	2 Years Warranty

SPARKLING PATH™

Gondola Shelf Light

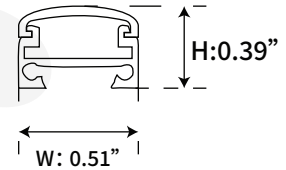



Correlated Color Temperature (CCT)

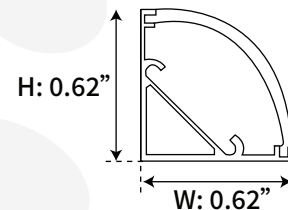



Dimension



Magnetic Light Strip



Magnetic light strip



Accessories



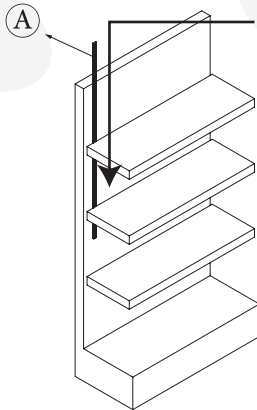
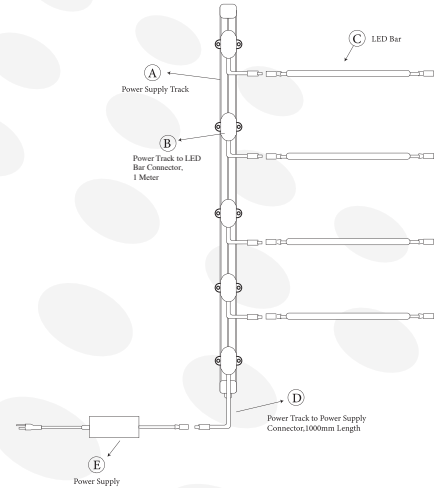



SPARKLING PATH™

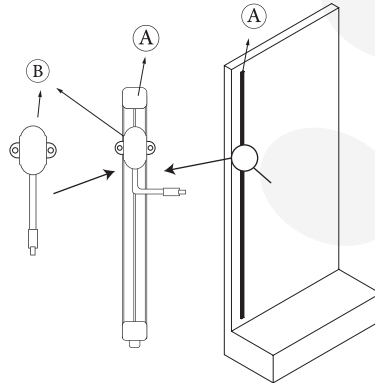
Gondola Shelf Light

Installation

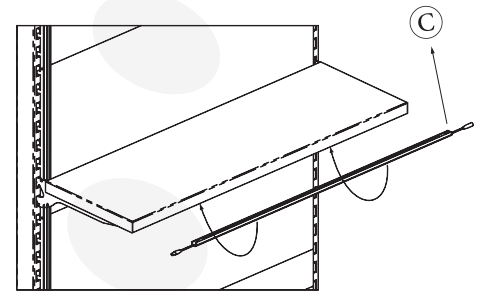
- 1, Unpacking the carton, find below the components ① Track*1pcs ② Track-LED Bar Connector*4pcs ③ LED Bar*4pcs ④ Power Supply-Track Connector*1 ⑤ . DC Power Supply.



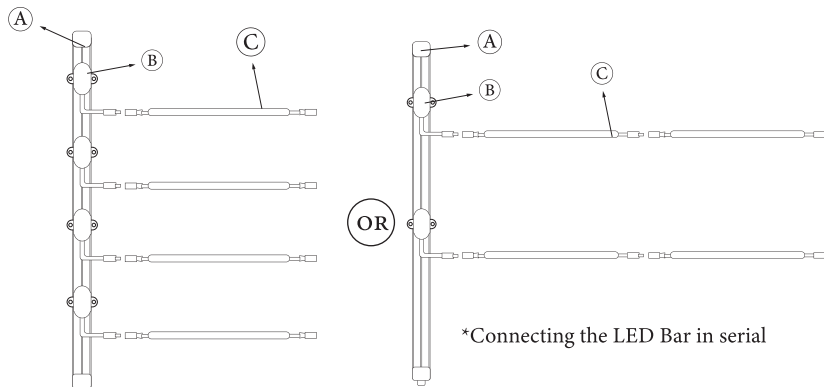
- 2, From top, slide the ① Track between the shelves and back wall, place it at a position which is convenient to connect all led bars



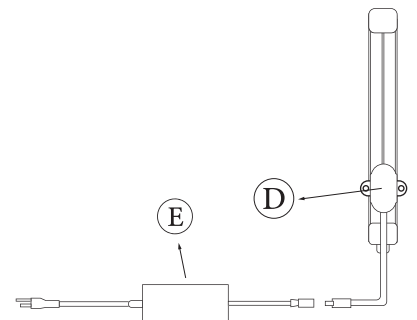
- 3, Clip the magnetic ② Track-LED Bar Connector onto the ① Track and fix the ① Track



- 4, Attach the magnetic ③ LED Bar under shelves



- 5, Connect the ② Track-LED Bar Connector with ③ LED Bar, organize the wire by using the small magnet on it



- 6, Use the ④ Power Supply-Track Connector connect the ① Track and ⑤ Power Supply, afterwards connecting the ⑤ DC Power Supply to AC power.

SPARKLING PATH™

Gondola Shelf Light



Packaging

SKU #	Size	Qty./Box	Box Dimension (Inch)	Net Weight	Gross Weight
156806	4FT	4 Pcs	55.11 x 13.18 x 9.28	4 LBS	4.51 LBS
156807	4FT	4 Pcs	55.11 x 13.18 x 9.28	4 LBS	4.51 LBS

Application Picture



GONDOLA SHELF LIGHT



SPARKLING PATH™

Gondola Shelf Light

Application Picture



Warranty

2 Year Warranty