

HB7B Motion Sensor

Requires HB7B-REMOTE

Complete your HB7B fixture with the no-hassle, twist-on HB7B motion sensor



On/Off
Control



Motion
Detection



Hold
Time



Daylight
Sensor



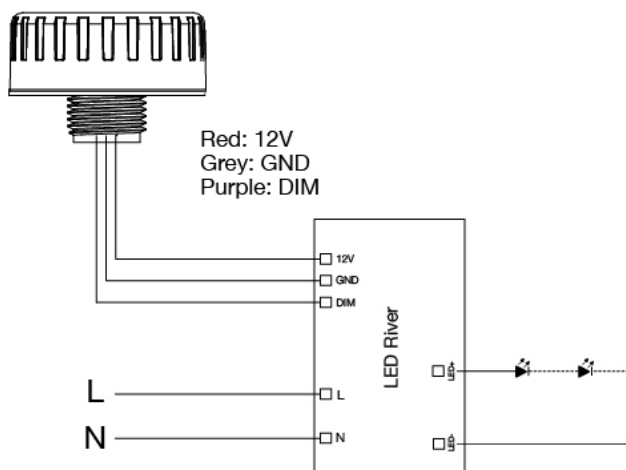
Stand-by
Period



Remote
Control




WIRING DIAGRAM



ACCESSORY REQUIRED

HB7B Remote Control
(Ordered Separately)

Order Code: HB7B-REMOTE



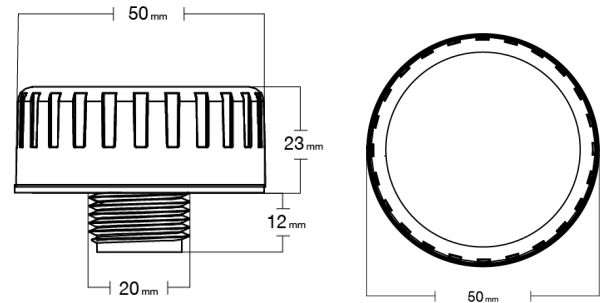
TECHNICAL DATA

NOTE: HB7B-REMOTE IS A REQUIRED ACCESSORY FOR THE MOTION SENSOR

TECHNICAL DATA

Operating Voltage	10-15V
Output	1-10V
Stand-by power	<0.5W
Detection Area	25% / 50% / 75% / 100%
Stand-by Dimming	0% / 20% / 30% / 50%
Microwave Frequency	15.8GHz \pm 75MHz
Microwave Power	<0.3mW
Mounting Height	15 metres max
Detection Range	14 metres max
Operating Temp	-20°C to 60°C
IP Rating	IP20

DIMENSIONS

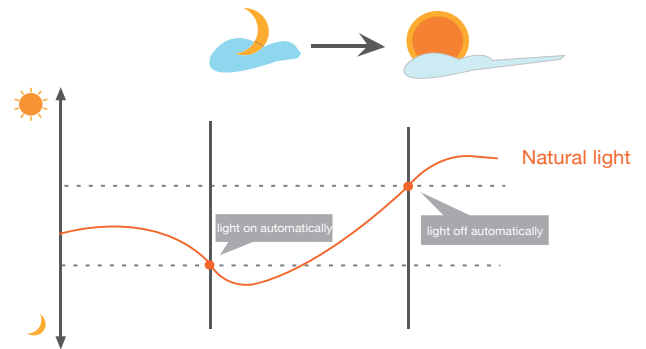


LUX ON/OFF

By using dual PD technology, the sensor can differentiate artificial light brightness from natural light once installed on the fixture, and will automatically turn off the light when ambient brightness exceeds preset lux level.

Preconditions to use the Lux-off function:

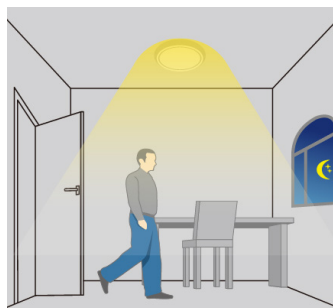
1. Stand-by period is $+\infty$;
2. Stand-by dimming level is on 10%, or 30%;
3. Daylight threshold is on 30Lux, 50Lux, 80Lux or 120Lux.



APPLICATION - LUX ON/OFF



Light automatically turns on when ambient brightness is lower than the preset lux level



With insufficient ambient brightness, the light dims to 100% when motion detected



Light dims to stand-by level if no motion is detected after holdtime



Light turns off when ambient lux level is higher than the preset lux amount

Western Canada Warehouse: 121-1647 Broadway Street, Port Coquitlam, BC V3C 6P8 | ordersbc@csc-led.com