



Trade Mark:
CRYSTAL WORLD INC

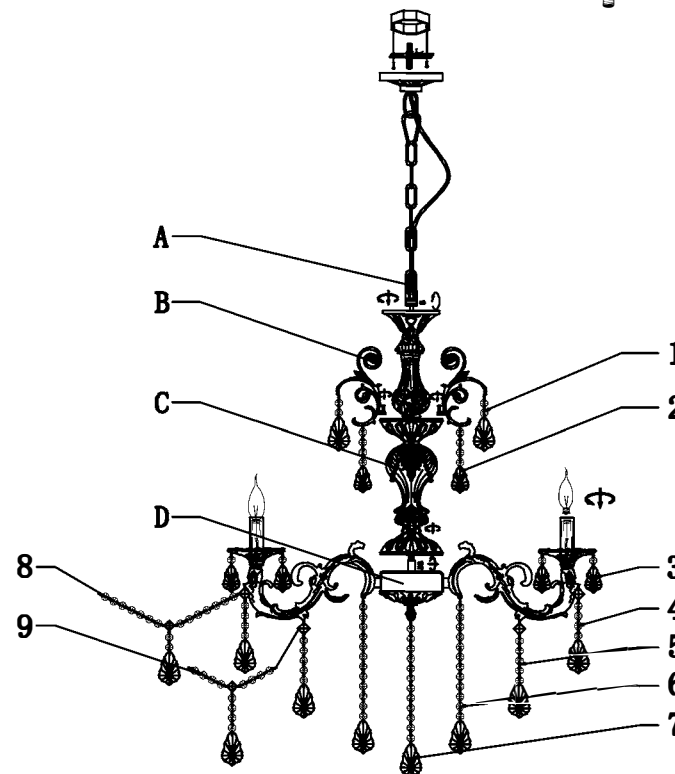
Product Name: Pendant lamp
Model :2011P24AB-6
120Vac, 60Hz,AC ONLY
Lamp Size:Ø24"X34"H



Page 1/4

PENDANT LAMP ASSEMBLY INSTRUCTIONS

- 1.Screw part(C) onto the lampbody(D) secure with screw.
- 2.Screw part(B) onto (C)) secure with screw.
- 3.Please fix (A) with (C).
- 4.Please wear gloves when you hanging the crystal.
- 5.Install bulbs(NOT INCLUDED).USE 120V E12  6*40W Max.



1 14mm*2PCS 63mm*1PCS 5PCS	2 14mm*4PCS 50mm*1PCS 5PCS	3 14mm*1PCS 50mm*1PCS 24PCS	4 16mm*1PCS 14mm*4PCS 63mm*1PCS 6PCS	5 16mm*1PCS 14mm*5PCS 63mm*1PCS 6PCS	6 14mm*12PCS 63mm*1PCS 6PCS	7 14mm*12PCS 63mm*1PCS 1PCS
8 14mm*16PCS 16mm*1PCS 63mm*1PCS 6PCS	9 14mm*12PCS 16mm*1PCS 63mm*1PCS 6PCS					



Page 2/4