


LED CHB 300W

CUSTOMER PROJECT

Project: _____
 Type: _____
 Cat. No.: _____
 Qty: _____
 Date: _____
 EEL Rep: _____



solutions closer to nature

Telephone: 905 415 8878 Fax Number: 905 415 8872 Toll Free Telephone: 855 415 8878 Toll Free Fax: 855 415 8872

PRODUCT DESCRIPTION

The BLACKSTAR CHB300W luminaires provide you with even more quality solutions. They are suitable for wet locations and ideal for large indoor spaces, such as warehouses, industrial buildings, churches, gymnasiums, swimming pools and shopping malls.



CHB-300LED40K/50K-347-D



CHB-300LED40K/50K-120M-D

CIRCULAR
LED HIGH BAY
BLACKSTAR
circular high bay



www.eelighting.ca

SPECIFICATION FEATURES

Construction

Cold forged, anti-corrosive high purity aluminium housing provides excellent thermal transfer to extend component life
 10 ft cable included

Electrical

LED System complete with electrical drivers for optimal performance
 Premium LED chips available in 5000K and 4000K, with a typical CRI: >70
 140LPW
 High Efficacy 0-10V Dimmable Driver
 Ambient temperature -40°C to 45°C
 Electronic Drivers are available in 100-277 / 200-480 Volt
 3.75kV Surge Protection
 L70 > 400,000h

Mounting

Suspension mount
 With proper insulation: can be mounted as close as possible to the ceiling surface, except for direct contact;
 Without proper insulation: can be mounted as close to 1 feet away from the ceiling surface;

Finish

Black finish

Beam Angle

Standard 90°

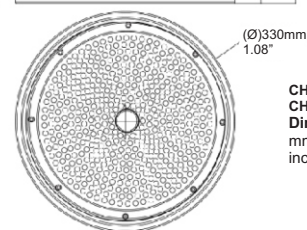

Compliance

cULus, DLC, IP65

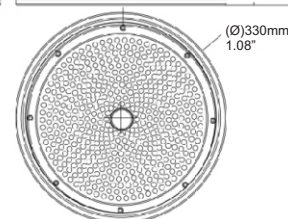
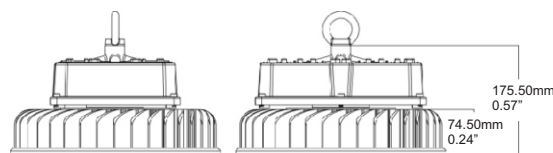
Warranty

5 years


Model	Net Weight (kg)	Net Weight (lbs)
CHB-300LED40K/50K-120M-D	6.79	14.97
CHB-300LED40K/50K-347-D	8.47	18.67







CHB-300LED40K-120M-D
 CHB-300LED50K-120M-D
Dimensions
 mm | 158.50(L) x (W) x 330(Ø)
 inch | 0.52(L) x (W) x 1.08(Ø)



CHB-300LED40K-347-D
 CHB-300LED50K-347-D
Dimensions
 mm | 175.50(L) x (W) x 330(Ø)
 inch | 0.57(L) x (W) x 1.08(Ø)



ORDERING CODE, ENERGY AND PERFORMANCE DATA

	Model No.	Delivered Lumens (lm)	Input Watts (W)	Voltage (V)	Colour Temp. (K)	Efficacy (lm/W)	Certification	Type
	CHB-300LED40K-120M-D	44922	307	100-277	4000K	147		Standard
	CHB-300LED50K-120M-D	45641	306	100-277	5000K	149		
	CHB-300LED40K-347-D	45018	300	200-480	4000K	150		Standard
	CHB-300LED50K-347-D	45774	300	200-480	5000K	153		

NOTE:

- Lumens are estimated.
- DLC qualified may not apply to all versions within a model. Please check the DLC Qualified Products List at www.designlights.org to confirm which versions are qualified.

OPTIONAL ACCESSORIES

CHB-CABLE CONNECTOR | Cable Connector for CHB

CHB-PMAM12 | Piping Mount Adaptor for CHB

YM2502 | High Bay Occupancy Sensor

WATERPROOF5HJBOX | Waterproof Junction Box with Bracket for Wiring (5 Holes)

