

LED CHB 300W

CUSTOMER PROJECT

Project: _____
 Type: _____
 Cat. No.: _____
 Qty: _____
 Date: _____
 EEL Rep: _____



Telephone: 905 415 8878 Fax Number: 905 415 8872 Toll Free Telephone: 855 415 8878 Toll Free Fax: 855 415 8872

PRODUCT DESCRIPTION

The BLACKSTAR CHB300W luminaires provide you with even more quality solutions. They are suitable for wet locations and ideal for large indoor spaces, such as warehouses, industrial buildings, churches, gymnasiums, and shopping malls.

SPECIFICATION FEATURES

Construction

- Cold forged, anti-corrosive high purity aluminium housing provides
- 10 ft cable included
- Carbon steel with electrophoresis coating mounting ring

Electrical

- CCT available in 5000K and 4000K
- CRI: >70
- 140lm/W
- 0-10V Dimmable Driver
- Ambient temperature -40°C to 45°C
- Electronic Drivers are available in 100-277 / 200-480 Volt
- 3.75kV Surge Protection
- L70 > 400,000h

Mounting

Suspension mount

With proper insulation: can be mounted as close as possible to the ceiling surface, except for direct contact;

Without proper insulation: can be mounted as close to 1 feet away from the ceiling surface;

Finish

- Black finish

Shielding

- PC (Polycarbonate) lens (standard and frosted)

Beam Angle

- Standard 90°

Compliance

- cULus
- DLC
- IP65

Warranty

- 5-Year Warranty (Standard)
- 10-Year Limited Warranty (Optional)


CHB-300LED40K/50K-347-D



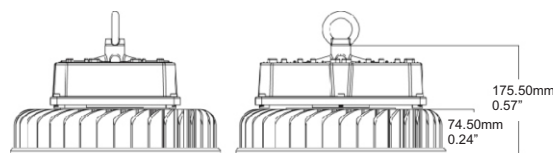
CHB-300LED40K/50K-120M-D

**CIRCULAR
LED HIGH BAY**
BLACKSTAR
 circular high bay

Model	Net Weight (kg)	Net Weight (lbs)
CHB-300LED40K/50K-120M-D	6.79	14.97
CHB-300LED40K/50K-347-D	8.47	18.67



**CHB-300LED40K-120M-D
CHB-300LED50K-120M-D**
Dimensions
 mm | 158.50(L) x (W) x 330(Ø)
 inch | 0.52(L) x (W) x 1.08(Ø)











**CHB-300LED40K-347-D
CHB-300LED50K-347-D**
Dimensions
 mm | 175.50(L) x (W) x 330(Ø)
 inch | 0.57(L) x (W) x 1.08(Ø)



www.eelighting.ca

ORDERING CODE, ENERGY AND PERFORMANCE DATA

	Model No.	Delivered Lumens (lm)	Input Watts (W)	Voltage (V)	Colour Temp. (K)	Efficacy (lm/W)	Certification
	CHB-300LED40K-120M-D	44922	307	100-277	4000K	147	
	CHB-300LED50K-120M-D	45641	306	100-277	5000K	149	
	CHB-300LED40K-347-D	45018	300	200-480	4000K	150	
	CHB-300LED50K-347-D	45774	300	200-480	5000K	153	

NOTE:

- Lumens are estimated.
- DLC qualified may not apply to all versions within a model. Please check the DLC Qualified Products List at www.designlights.org to confirm which versions are qualified.

OPTIONAL ACCESSORIES

CHB-CABLE CONNECTOR | Cable Connector for CHB
 CHB-PMAM12 | Piping Mount Adaptor for CHB (100-277V only)
 SMI1502 | PIR Occupancy Sensor 120-347V (Not IP-rated)
 SMI1503 | PIR Occupancy Sensor 120-347V, Dimmable (Not IP-rated)
 WATERPROOF5HJBOX | Waterproof Junction Box with Bracket for Wiring (5 Holes)
 SMR5052 | 609V RC Microwave Motion Sensor
 SMR4032 | 054V RC Microwave Motion Sensor (120M only)

