

## SPECIFICATION SHEET

### SUBJECT

### FLAT PANEL (PLE)

### CUSTOMER PROJECT

Project: \_\_\_\_\_  
Type: \_\_\_\_\_  
Cat. No.: \_\_\_\_\_  
Qty: \_\_\_\_\_  
Date: \_\_\_\_\_  
EEL Rep: \_\_\_\_\_



**solutions closer to nature**

Telephone: 905 415 8878 Fax Number: 905 415 8872 Toll Free Telephone: 855 415 8878 Toll Free Fax: 855 415 8872

### DESCRIPTION

The Flat Panel PLE is an economical version of panel light offering exceptional quality and performance while saving costs. It is just 11 mm (0.4 inch) thick. It is perfect for a wide variety of general applications like offices, schools, retail or healthcare.

### SPECIFICATION FEATURES

#### Construction

High transmittance PS diffuser and LGP. 6063 aluminum alloy with better heat dissipation.

#### Electrical

Highly efficient long-life LEDs available in 3500K, 4000K and 5000K, with a typical CRI of >80  
Ambient temperature -20°C to 50°C  
0-10V Dimmable  
Electronic Driver is available in 120-347 Volt applications  
L70 > 68,000h  
L36000 = 83.0%

#### Mounting

Grid ceiling mount, recessed mount, suspension mount and surface mount

#### Finish

White seamless finish

#### Beam Angle

110°

#### Compliance

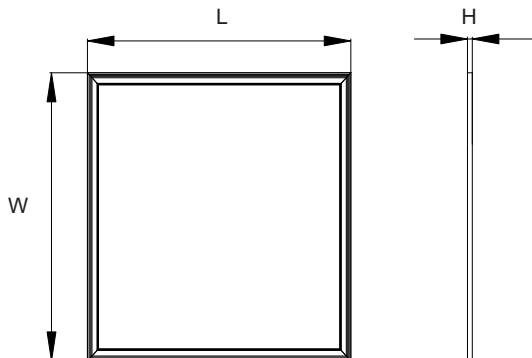
cETLus, DLC, Type IC

#### Warranty

5 years



**FLAT PANEL (PLE)**



#### PLE24-50LED

##### Dimensions

mm | 1214(L) x 604(W) x 11(H)  
inch | 47.8(L) x 23.8(W) x 0.4(H)

#### PLE22-36LED

##### Dimensions

mm | 604(L) x 604(W) x 11(H)  
inch | 23.8(L) x 23.8(W) x 0.4(H)

#### PLE14-36LED

##### Dimensions







mm | 1214(L) x 299(W) x 11(H)  
inch | 47.8(L) x 11.8(W) x 0.4(H)



Back view



## ORDERING CODE, ENERGY AND PERFORMANCE DATA

Model No.	Delivered Lumens (lm)	Input Watts (W)	Voltage (V)	Colour Temp. (K)	Efficacy (lm/W)	Certification
 PLE24-50LED-120-347 (3.5K)	5269	47	120-347	3500K	112	
PLE24-50LED-120-347 (4K)	5370	47	120-347	4000K	110	
PLE24-50LED-120-347 (5K)	5524	47	120-347	5000K	117	
2 x 4						
 PLE22-36LED-120-347 (3.5K)	3747	34	120-347	3500K	107	
PLE22-36LED-120-347 (4K)	4008	34	120-347	4000K	115	
PLE22-36LED-120-347 (5K)	4175	34	120-347	5000K	123	
2 x 2						
 PLE14-36LED-120-347 (3.5K)	3711	34	120-347	3500K	107	
PLE14-36LED-120-347 (4K)	3894	34	120-347	4000K	113	
PLE14-36LED-120-347 (5K)	4121	34	120-347	5000K	121	
1 x 4						

### NOTE:


- Lumens are estimated
- DLC qualified may not apply to all versions within a model. Please check the DLC Qualified Products List at [www.designlights.org](http://www.designlights.org) to confirm which versions are qualified.

### OPTIONAL ACCESSORIES

PLE-SW 1x4 | Suspending Wire for 1x4 PLE (1.5 Millimetre in thickness) Contains 4 pieces - 4 x 1 Meter(wire length)  
 PLE-SW 2x2 | Suspending Wire for 2x2 PLE (1.5 Millimetre in thickness) Contains 4 pieces - 4 x 1 Meter(wire-length)  
 PLE-SW 2x4 | Suspending Wire for 2x4 PLE (1.5 Millimetre in thickness) Contains 6 pieces - 6 x 1 Meter(wire-length)  
 PLE14-SM | Surface Mount Kit for 1x4 PLE  
 PLE22-SM | Surface Mount Kit for 2x2 PLE  
 PLE24-SM | Surface Mount Kit for 2x4 PLE  
 DISCONNECT2P | UL and CSA listed, Luminaire disconnect, 2-pole, 6A, 600V  
 PL22-RM | Recess Mount Kit for 2x2 Panel Light (4 pcs per set)  
 PL14-24-RM | Recess Mount Kit for 1x4 and 2x4 Panel Light (6 pcs per set)  
 TFK-1x4 | Flange Kit for 1x4 Troffer  
 TFK-2x2 | Flange Kit for 2x2 Troffer  
 TFK-2x4 | Flange Kit for 2x4 Troffer

### SHIPPING DATA

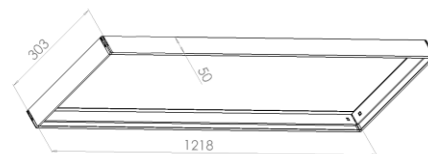
Model No.	Gross Weight per Carton
PLE24	28.7 kg / 63.1 lbs (4 per carton)
PLE22	16.4 kg / 36.1 lbs (4 per carton)
PLE14	17.3 kg / 38.1 lbs (4 per carton)



Suspending Wire



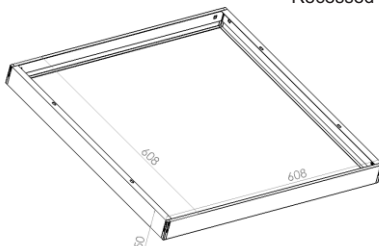
Recessed Mount Kit



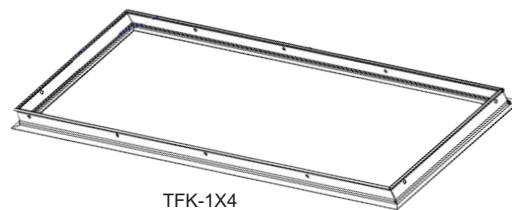
PLE14-SM | Surface Mount Kit for 1x4



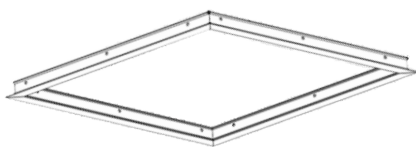
PLE24-SM | Surface Mount Kit for 2x4



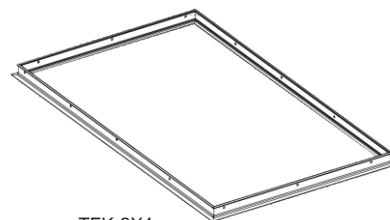
PLE22-SM | Surface Mount Kit for 2x2



TFK-1X4



TFK-2X2



TFK-2X4

