



## EP1 Edgelit Flat Panel

### HIGHLIGHTS

- Thin profile is ideal for shallow plenum spaces
- Uses a high quality, non-yellowing PMMA light guide plate for optimum light uniformity
- Available in 1'x4', 2'x2' and 2'x4' sizes
- Compatible with networked lighting controls (~12 Models)
- PowerSet feature allows for multiple lumen stops out of the box
- FieldCCeT features provides multiple color temperature settings in one fixture

### CERTIFICATIONS

- ETL listed for US & Canada
- RoHS Compliant
- FCC Compliant
- ICES-005 Compliant
- IC Rated for insulation contact
- Damp Location rated
- DesignLights Consortium® Premium Qualified - meets the requirements for the highest DLC qualification for efficacy and lumen maintenance

### PERFORMANCE

- High efficacy, up to 125 lm/W
- Available in PowerSet models: power-selectable 30/25/20W or 50/40/30W
- Available in FieldCCeT models: (field-selectable CCT 35/40/5000K)
- CRI: 80+
- Beam Angle: 120°
- Estimated L70: 100,000 Hours

### ELECTRICAL

- Input voltage: 120-277V
- 0-10V dimming, dim-to-off
- Surge Protection: 2 kV
- Power Factor: >0.9
- THD: <20%

### THERMAL

- -4°F to 113°F (-20°C to 45°C) ambient operating temperature

### CONSTRUCTION

- White powder coated aluminum frame
- Non-yellowing PMMA diffuse lens

### WARRANTY

- 5-Year limited warranty available [online](#). Contact your EiKO sales rep for additional details.

project name	type
catalog number	voltage
approved by	date



1X4



2X2



2X4



### APPLICATIONS

- Office
- Hospitals
- Retail
- Schools
- General Purpose lighting

## KEY FEATURES

### THIN, EDGELIT DESIGN

An ultra-slim profile provides a sleek appearance and offers more installation options: for drop ceilings, surface mounting, or suspended architecturally

### EXTENDED J-BOX

Four knockouts and a larger junction box allows for easy access and quick installations

### INCLUDED SEISMIC CLIPS

With the integrated seismic clips, easily install and secure flat panels onto T-bar grids

A LARGER JUNCTION BOX WITH FOUR KNOCKOUTS MAKES IT EASY TO WIRE AND INSTALL

THIN PROFILE, EDGELIT DESIGN

INCLUDED SEISMIC CLIPS TO SECURE ONTO T-BAR GRIDS

## MODEL CONFIGURATOR\*

MODEL	SIZE	WATTS	CCT	VOLTAGE & DIMMING	AUX POWER
<b>EP1:</b> Edgelit Panel	<b>14:</b> 1' x 4' <b>22:</b> 2' x 2' <b>24:</b> 2' x 4'	<b>PS30:</b> 30/25/20W <b>PS50:</b> 50/40/30W	<b>FCCT:</b> 35K / 40K / 5000K <b>FCCT:</b> 35K / 40K / 5000K	<b>U:</b> 120-277V, 0-10V dimming	<b>12:</b> 12VDC 100Ma

\* Not all model combinations are available. See item list on following page for possible combinations

## FACTORY INSTALLED OPTIONS

CUSTOM CORD LENGTH	BATTERY BACKUP	CONTROLS
<b>[Blank]:</b> Default no cord <b>A1xx:</b> 300V 18/3 armored cable, XX to specify length up to 99' <b>A2xx*:</b> 600V 18/3 armored cable, XX to specify length up to 99' Custom length required (in feet)	<b>[Blank]:</b> Default, no battery back-up <b>EB08*:</b> 8W, External Backup battery 100-347V <b>EB18*:</b> 18W, External Backup battery 100-347V	<b>[Blank]:</b> Default, no no control <b>M21:</b> Snap-in fixture controller, no sensing

\* Batteries are wired, not secured to fixture.

SEE  
BELOW  
FOR  
FIELD  
INSTALLED  
CONTROL  
OPTIONS

MODEL CONFIGURATOR											FACTORY INSTALLED OPTIONS				
MODEL	-	SIZE	WATTS	-	CCT	-	VOLTAGE	-	AUX POWER	-	CORD LENGTH	-	BATTERY BACKUP	-	CONTROLS
BP1	-			-		-		-		-		-		-	

EXAMPLE PART NUMBER: EP1-14PS30-FCCT-U-A120-EB08-M11

## AVAILABLE MODELS

ORDER CODE	ITEM #	SIZE	WATTS*	CCT**	LUMENS	EFFICACY (lm/W)	VOLTAGE	TRADITIONAL WATTAGE EQUIVALENT	DLC ID# PREMIUM
<b>1x4</b>									
13536	EP1-14PS30-FCCT-U	1x4	30/25/20W	35/40/5000K	3750/3125/2500 lm	125 lm/W	120-277V	2 x 32W 4ft T8	S-BKUG2Z
14639	EP1-14PS30-FCCT-U-12	1x4	30/25/20W	35/40/5000K	3750/3125/2500 lm	125 lm/W	120-277V	2 x 32W 4ft T8	S-BKUG2Z
<b>2x2</b>									
13182	EP1-22PS30-FCCT-U	2x2	40/30/25W	4000K	4400/3300/2750 lm	125 lm/W	120-277V	2 x 17W 2ft T8	S-LQVDS3
14640	EP1-22PS30-FCCT-U-12	2x2	30/25/20W	35/40/5000K	3750/3125/2500 lm	125 lm/W	120-277V	2 x 17W 2ft T8	S-LQVDS3
<b>2x4</b>									
13183	EP1-24PS50-FCCT-U	2x4	50/40/30W	35/40/5000K	6250/5000/3750 lm	125 lm/W	120-277V	4 x 32W 4ft T8	S-H721EF
14641	EP1-24PS50-FCCT-U-12	2x4	50/40/30W	35/40/5000K	6250/5000/3750 lm	125 lm/W	120-277V	4 x 32W 4ft T8	S-H721EF

\* All power-selectable fixtures ship at the highest wattage setting

\*\* All CCT-selectable fixtures ship at 4000K

## ACCESSORIES

ORDER	ORDER CODE	ITEM #	DESCRIPTION
<b>MOUNTING ACCESSORIES</b>			
	13909	FP1-SMK-14	FP1 Surface Mount Kit For 1x4 Flat Panels and Troffers
	13908	FP1-SMK-22	FP1 Surface Mount Kit For 2x2 Flat Panels and Troffers
	13912	FP1-SMK-24	FP1 Surface Mount Kit For 2x4 Flat Panels and Troffers
	13913	FP1-RMK-14	FP1 Recessed Mount Kit For 1x4 Flat Panels and Troffers
	13914	FP1-RMK-22	FP1 Recessed Mount Kit For 2x2 Flat Panels and Troffers
	13915	FP1-RMK-24	FP1 Recessed Mount Kit For 2x4 Flat Panels and Troffers
	13916	BP1-AC	BP1 Aircraft Cable Kit for Backlit Panels, All Sizes: 1x4, 2x2, 2x4

## CONTROLS & SENSORS: FIELD INSTALLED

ORDER	ORDER CODE	ITEM #	DESCRIPTION	FACTORY INSTALLED CODE
STANDALONE CONTROLS				
ROOM LEVEL CONTROL*				
	753996	ODC04-IDW	Leviton ceiling occupancy sensor with photocell, PIR, Provolt™ lighting control, 8'-12' mount, 450 sq ft, Daylighting, Auto-Calibration, 120-277V. CEC Title 20/24 compliant. Color: White. Order separately. Available for Special Order Only.	
	801573	ODC15-IDW	Leviton ceiling occupancy sensor with photocell, PIR, Provolt™ lighting control, 8'-12' mount, 1500 sq ft, Daylighting, Auto-Calibration, 120-277V. CEC Title 20/24 compliant. Color: White. Order separately. Available for Special Order Only.	
	701018	ODS10-IDW	Leviton wall switch occupancy sensor with photocell, PIR, selectable auto/manual lighting control, vandal resistant, 2100 sq ft, 120-277V. CEC Title 20/24 compliant. Color: White. Order separately, wall plate ordered separately. Available for Special Order Only.	
	728238	IP710-DLZ	Leviton IllumaTech 0-10V slide dimmer, with LED locator light, 120-277V. Color: White. Order separately, wall plate ordered separately. Available for Special Order Only.	
	769237	DS710-10Z	Leviton Decora 0-10V slide dimmer, 120-277V. Color: White. Order separately, wall plate ordered separately. Available for Special Order Only.	
	745976	AWSMT-7DW	Leviton Renoir II 0-10V slide dimmer, Title 24 compliant, 120/277. Color: White. Wall plate included. Order separately. Available for Special Order Only.	

\* Leviton controls available for Special Order Only.

NETWORKED LIGHTING CONTROLS (NLC)				
SENSOR AND CONTROLLER				
	12634	PSC-WCM-450-BLE-SR	BLE TruBlu Wireless Control Module, 120-277V 16A Relay, 0-10V, 12V AUX 300mA, 100ft, Parameters set by Silvoir App	
	13245	SENA-WHPA*	BLE PIR Motion sensor, 12-24V, 1/2" Button Snap-in, 0-10V, Daylight Harvesting, 8-12ft, Parameters set by Silvoir App. <b>Note:</b> To be used only with 14639, 14640, or 14641. When this snap-in sensor is installed on the fixture the motion sensor will need to be disabled via Silvoir App as the sensor will be located on the back of the fixture. This device acts only as a fixture controller without sensor.	M21
	13359	SENA-WCPA	BLE PIR Motion sensor, 12-24V, Ceiling Mount, 0-10V, Daylight Harvesting, 12ft, OD3.3" WhiteTrim (ID2.7"), Parameters set by Silvoir App. <b>Note:</b> Requires a power supply of 12-24VDC from the PSC-WCM-450-BLE-SR for proper operation.	

WALL OR WIRELESS CONTROLLERS				
	12635	PSC-DM-WS-100-BLE-SR	BLE TruBlu 120-277V, Single Gang Single Button Wall Controller, White, Parameters set by Silvoir App.	
	12636	PSC-DM-I-WS-100-BLE-SR	BLE TruBlu PIR Occupancy/ Vacancy Sensor, 120-277V, Single Gang Wall Controller, White, Parameters set by Silvoir App.	
	12637	PSC-DM-WS-400-BLE-SR	BLE TruBlu 4-Button Wall Controller, 120-277V, Single Gang, White, Parameters set by Silvoir App.	
	12654	ESRPB-W-EO	BLE Easyfit by EnOcean wireless self-powered kinetic Single rocker pad, white, wall plate included.	
	12655	EDRPB-W-EO	BLE Easyfit by EnOcean wireless self-powered kinetic Double rocker pad, white, wall plate included.	


\* Works only with "-12" models as controller, no sensing.

## BATTERY BACKUPS

ORDER	ORDER CODE	ITEM #	DESCRIPTION	FACTORY INSTALLED CODE
	11674	EEBE08WHA170S*	EiKO Emergency Battery External 8W 120-347V 170VDC Single Flex-Conduit CEC Compliant Factory or field install. See spec sheet for full details.	EB08
	11675	EEBE18WHA170S*	EiKO Emergency Battery External 18W 100-347V 170VDC Single Flex-Conduit CEC Compliant. Factory or field install. See spec sheet for full details.	EB18


\* WARNING: When using these AC version battery backups with any control solution, internal rewiring is required according to the installation sheet's wiring diagram. Failure to do so may result in a violation of safety codes.

PRODUCT DIMENSIONS




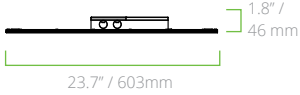
1X4 MODEL

Weight: 6.8 lbs / 3.1 kg



2X2 MODEL

Weight: 6.6 lbs / 3.0 kg



2X4 MODEL

Weight: 14.1 lbs / 6.4 kg

