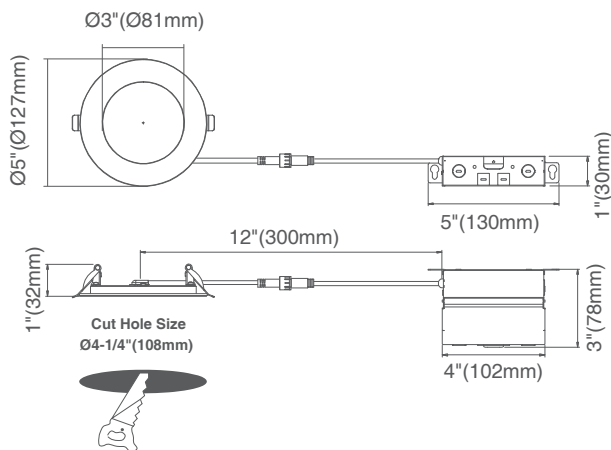


**EASY 5 COLORS
SELECTOR**
2700K • 3000K • 3500K • 4000K • 5000K

2 HOUR FIRE RATING

Tested to comply with UL 263, ASTM E119 & CAN ULC S101

DIMENSION



NOMINAL LUMENS	DELIVERED LUMENS	WATTAGE
800	807	12W

Based on 4000K, 90+ CRI. Actual wattage may vary +/- 5%

INSTALLATION

Cut hole in ceiling. Insert luminaire into opening by squeezing spring clips on both sides of luminaire. The width in ceiling needed for the driver to fit is 3".

You **MUST** seal all gaps between the ceiling and fixture with weatherproof silicone sealant. This deters moisture and water from damaging fixtures and other mechanical ceiling elements.

FEATURES

2 Hours Fire Rated 4" round multi-CCT LED "Slim Disk" engineered for new construction, remodel, or retrofit to accommodate insulated or dropped ceilings. Easily access field-adjustable 5-Color SeleCCTor switch by lowering the luminaire from the opening. Recessed housing not required, especially with limited plenum applications. Remote driver allows easy installation and maintenance. Small aperture and shallow depth are ideal for unlimited applications.

LUMENS	800
CCT	27K/30K/35K/40K/50K
CRI	90+
COLOR QUALITY	3-Step MacAdam Ellipse
CONSTRUCTION	Aluminum die-cast body and trim
TRIM OPTION	Round Flat Lens
TRIM COLORS	WH (White), BK (Black), BZ (Bronze), CP (Copper) and CH (Chrome)
DIMMING	DIMTR (Triac)
EMERGENCY	16W high voltage inverter (remote)
LIFETIME	L70 at 50,000 Hours
PHOTOMETRIC TESTS	In Accordance with IES LM79-08, LM80 and TM-30, TM-21

FEATURES

- 2-Hour fire rating providing a reinforced and heat resistant steel casing
- Selectable color temperature: 27K, 30K, 35K, 40K & 50K
- Junction box with commercial grade driver included
- Triac Dimmable, Certified airtight, IC rated
- Easy installation - NO ADDITIONAL BOX REQUIRED

SLIM TRIM



TRIM RINGS



FS-RL475-RT-BK
(Black)



FS-RL475-RT-BZ
(Bronze)



FS-RL475-RT-CH
(Chrome)



FS-RL475-RT-CP
(Copper)

FS-RL475-RT-BZ

ACCESSORIES

- ☐ FS-RL475-RT-BZ - Bronze
- ☐ FS-RL475-RT-BK - Black
- ☐ FS-RL475-RT-CH - Chrome
- ☐ FS-RL475-RT-CP - Copper

ACCESSORIES



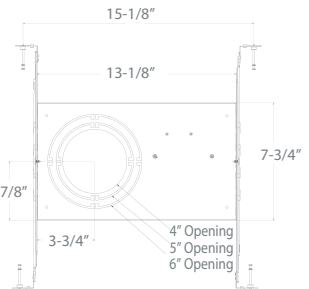
RL-ACC-SLIM-1-10F
10-ft long extension



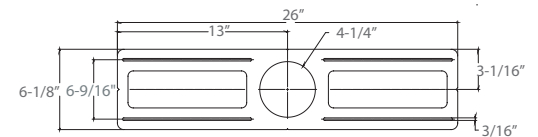
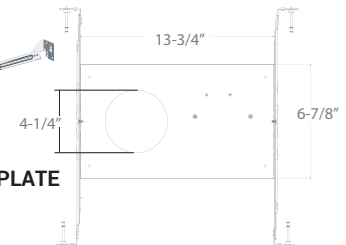
RL-ACC-SLIM-1-20F
20-ft long extension



RL-UNV-4/5/6
For use with: 4", 5", 6"
Universal mounting plate



AL-ACC-SLIM-4-F-ROUGHPLATE
For 4" downlight



RL-ACC-SLIM-4-ROUGHPLATE
Rough-in plate for use with 4" downlights

RL-ACC-SLIM-1-10F

OPTIONS

- ☐ RL-ACC-SLIM-1-10F - 10ft Long Extension
- ☐ RL-ACC-SLIM-1-20F - 20ft Long Extension
- ☐ RL-UNV-4/5/6 - Universal Mounting Plate for 4", 5" and 6"
- ☐ RL-ACC-SLIM-4-ROUGHPLATE - 4" Mounting Plate
- ☐ AL-ACC-SLIM-4-F-ROUGHPLATE - 4" Flanged Roughplate

EXAMPLE:
FS-RL475-800L-DIMTR-120-27K/30K/35K/40K/50K-90-WH

TYPE	LUMEN	CCT	CRI	FINISH
FS-RL475	<input type="checkbox"/> 800L-DIMTR-120	<input type="checkbox"/> 27K/30K/35K/40K/50K	<input type="checkbox"/> 90+	<input type="checkbox"/> WH - White