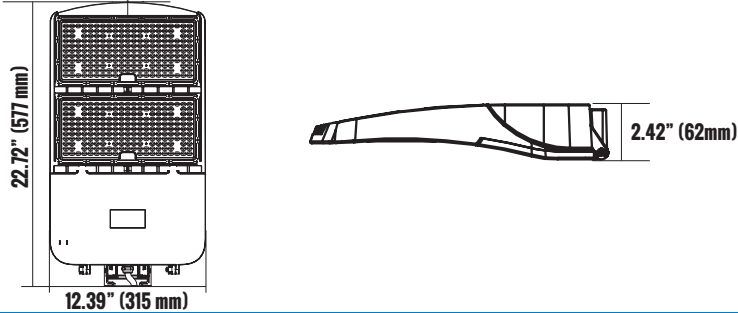


PRODUCT CODE: FLH5S-300W41-5-DB
LED FLOOD LIGHT


PRODUCT DESCRIPTION

Etlin-Daniels new generation of FLH5S LED High Wattage Flood fixtures offer the latest in performance, available features and flexibility. The newly designed and compact die-cast aluminum frames provide for enhanced heat dissipation, while the high light transmittant polycarbonate lens provides a Type 5 distribution. This new generation is available in 150W / 200W / 240W / 300W in 120-347V.

All fixtures are shipped with only a mounting bracket attached - you choose from 5 options to properly and securely mount the fixtures. Slip-Fitter, Square/Round Pole Mount with Slip-Fitter, Square/Round Pole Mount, Yoke, and Trunnion. For additional energy savings, you can take advantage of the 1-10V Continuous Dimming, and also the available PIR Sensor, Microwave Sensor and Photocell options.

Typical applications on either pole or flat surface mounts to highlight signage, building facades, car dealerships and parking lots, parks and sports fields, storage yards and general area lighting.

FEATURES


- Outdoor LED Light Source
- Operating Temperatures range from -40°C to +40°C
- IP66 Wet Location rated
- Surge Protection 12KV line to ground / 6KV line to line
- Type 5 distribution (Medium-Wide)
- 120-347V
- 2 meter cable included
- Mounting Bracket Options - Slip-Fitter, Square/Round Pole Mount with Slip-Fitter, Square/Round Pole Mount, Yoke, Trunnion
- Photocell available in 120-277V / 277-480V
- PIR Sensor available in 120-277V / 277-480V
- Microwave Sensor available in 120-277V
- 1-10V Continuous Dimming available
- 5 year Warranty
- L70 - 50,000 hours
- DLC Premium

PRODUCT SPECIFICATIONS (OPTICAL DATA)

PRODUCT SPECIFICATIONS (ELECTRICAL DATA)

LED TYPE	LED QTY	SYSTEM EFFICACY	LUMENS	COLOR TEMPERATURE	BEAM ANGLE	CRI	VOLTAGE	POWER FREQ.	POWER EFFICIENCY	POWER FACTOR	HARMONIC DISTORTION
LUMILEDS	216 CHIPS	130LM/W	39,000LM	4000K	TYPE 5	>80CRI	AC120-347V	50-60HZ	>90%	>0.90	<20%

PRODUCT SPECIFICATIONS

WATTAGE	FIXTURE MATERIAL	INGRESS PROTECT	LIFE SPAN	OPERATING TEMP	PRODUCT DIMENSIONS	CARTON SIZE	
300W	DIE CAST ALUMINUM BODY	IP66	>50,000 HOURS	-40°C ~ +45°C -40°F ~ +113°F	22.72 X 12.39 X 2.42 INCHES (577 X 315 X 62 MM)	27.72 X 14.37 X 5.71 INCHES (704 X 365 X 145 MM)	

ADDITIONAL INFORMATION

INSTALLATION METHOD

POLE / WALL MOUNT

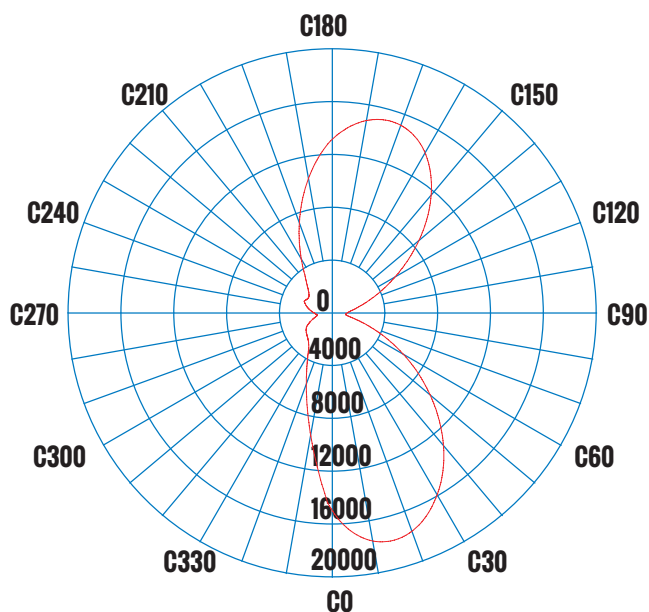
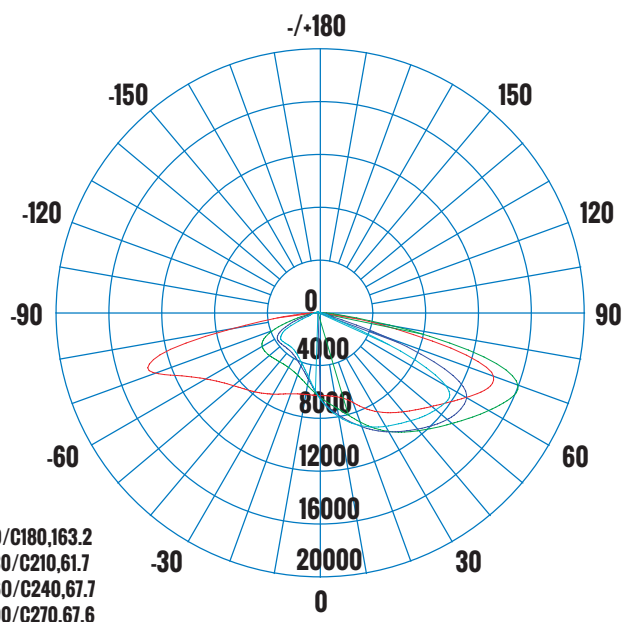
FIXTURE COLOR

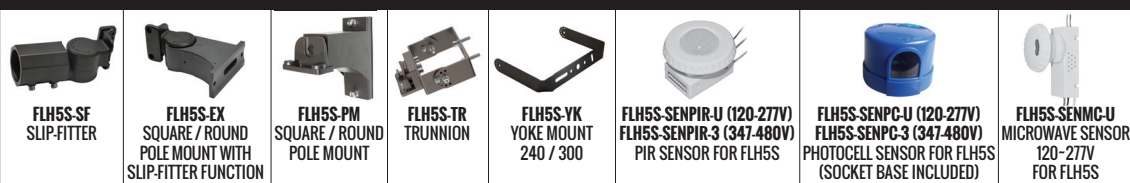
DARK BRONZE

CONTROL TYPE

1-10V DIMMABLE

PRODUCT CODE: FLH5S-300W41-5-DB
LED FLOOD LIGHT

LUMINAIRE PHOTOMETRIC (TEST REPORT)
MAX INTENSITY CONE SURFACE DISTRIBUTION DIAGRAM

HOUSE SIDE MAX γ = 69.0 DEG STREET SIDE
INTENSITY DISTRIBUTION DIAGRAM IN C PLANS

AVERAGE BEAM ANGLE(50%) - 90.1 DEG
CERTIFICATIONS

DRIVER/LED CHIP
LUMILEDS
MOUNTING / SENSOR CONTROL OPTIONS/ACCESSORIES

ORDERING INFORMATION - FLH5S SERIES

SERIES	FEATURE	DLC TYPE	STYLE	WATTAGE	VOLTAGE	COLOR TEMPERATURE	DIMMABLE	BEAM	FINISH
E.G. FL	H	5	S	300	W	4	1	5	DB
FL - FLOOD LIGHT	H - HIGH	5 - DLC	S - SLIM	300 - 300W	W - 120-347V	4 - 4000K	1 - 1-10V	5 - TYPE 5 BEAM	DB - DARK BRONZE
	LUMENS						DIMMABLE		

Head Office - 1850 Wilson Ave. · Toronto, ON · M9M 1A1 · Tel: 416.741.7336 · Fax: 416.741.9104

Toll Free: in Canada. 1.800.661.9610 · in USA. 1.888.762.5384 (SOCKETS4U)

www.etlin-daniels.com · For sales/service questions - sales@etlin.com