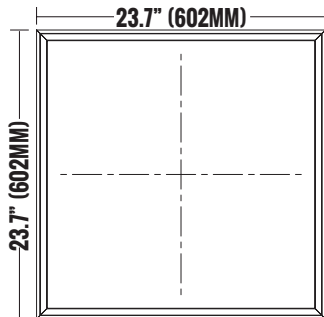


PRODUCT CODE: RTBP522-M40WCO-WH

2X2 LED BACK LIT PANEL/MULTI-WATTAGE/3CCT



PRODUCT DESCRIPTION

The new Etlin-Daniels RTBP522-M40WCO-WH LED Back Lit Flat Panel offers improved illumination, substantial energy savings and greatly reduced maintenance over traditional fluorescent troffers. The PMMA lens provides for even and glare free illumination over the life of the fixture.

This new generation is available in 120-347V, and also offers multi-wattage and 3CCT switching for the utmost in convenience. And there are 3 mounting options available - recessed, surface or suspended.

For further energy savings, take advantage of the 0-10V Continuous Dimming. The new Etlin-Daniels RTBP5 M Series is the perfect compliment for any office, educational, healthcare, commercial or industrial application, whether they are employed to retrofit or upgrade the look of an existing site, or installed in a new build.

FEATURES

- Indoor LED Light Source
- Light weight, durable aluminum and polycarbonate housing.
- PMMA surface illumination for glare free uniformity.
- Flicker free performance.
- 3 mounting options - recessed, surface, suspended
- 120-347V
- Multi-wattage - 25W / 30W / 40W // 110lm/w
- 3CCT - 3500K / 4000K / 5000K
- Damp Location rated
- Earthquake clips for secure recessed applications
- 0-10V Continuous Dimming
- 5 year warranty
- L70 - 50,000 hours.
- DLC5.1

SOLD IN PACKAGES OF 2 UNITS


PRODUCT SPECIFICATIONS (OPTICAL DATA)

PRODUCT SPECIFICATIONS (ELECTRICAL DATA)

LED TYPE	LED QTY	WATTAGE	COLOR TEMPERATURE	LUMENS	SYSTEM EFFICACY	CRI	BEAM ANGLE	POWER EFFICIENCY	POWER FACTOR	HARMONIC DISTORTION
RUNLITE 2835	96 CHIPS	25W - 3500K - 3050 LM / 4000K - 3144 LM / 5000K - 3010 LM 30W - 3500K - 3495 LM / 4000K - 3630 LM / 5000K - 3453 LM 40W - 3500K - 4525 LM / 4000K - 4750 LM / 5000K - 4487 LM			110LM/W	>80 CRI	110°	>88%	>0.90	<15%

PRODUCT SPECIFICATIONS

VOLTAGES	POWER FREQ.	FIXTURE MATERIAL	LIFE SPAN	STORAGE TEMP	OPERATING TEMP	PRODUCT DIMENSIONS	CARTON SIZE
120-347V	50-60HZ	ALUMINUM	>50,000 HOURS	-25°C~40°C -13°F~104°F	-25°C~40°C -13°F~104°F	23.7 X 23.7 X 1.2 INCHES (602 X 602 X 30 MM)	25 X 3.34 X 25 INCHES (635 X 85 X 635 MM)



ADDITIONAL INFORMATION

INSTALLATION METHOD

RECESSED/SURFACE/SUSPENDED

FIXTURE COLOR

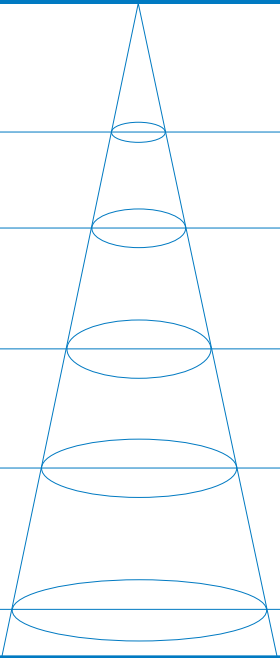
WHITE ALUMINUM FRAME

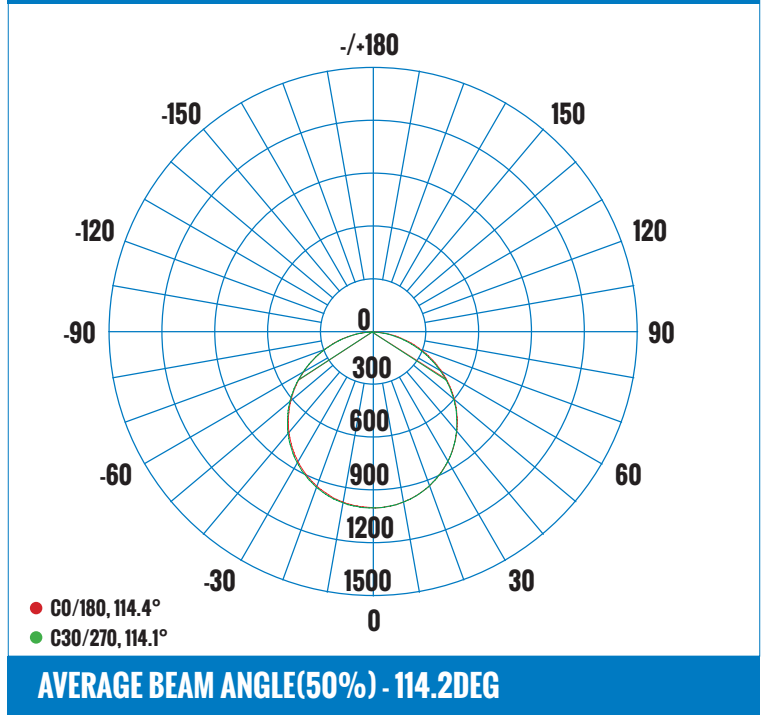
CONTROL TYPE

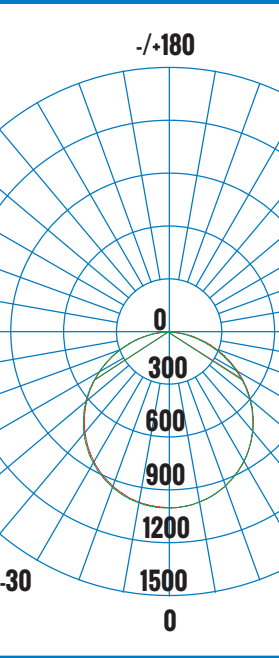
0-10V CONTINUOUS DIMMING

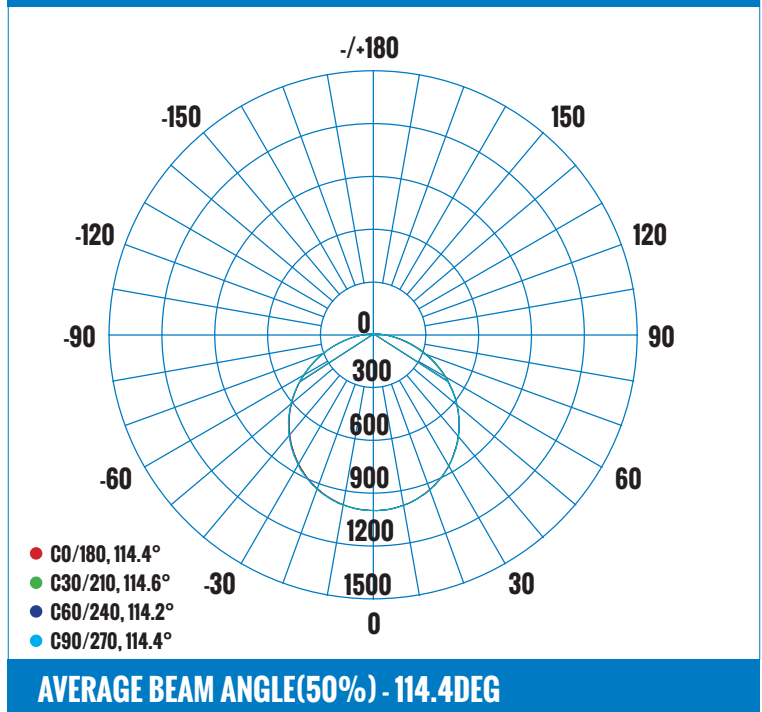
PRODUCT CODE: RTBP522-M40WCO-WH
2X2 LED BACK LIT PANEL/MULTI-WATTAGE/3CCT

LUMINAIRE PHOTOMETRIC (TEST REPORT) - 25W 3500K
ILLUMINANCE (AT A DISTANCE) - FLUX OUT: 2280LM

1.64FT 0.5M	1133, 4153 LX		5.06FT 154.35 CM
3.28FT 1M	283.4, 1038 LX		10.12FT 308.71 CM
4.92FT 1.5M	125.9, 461.5 LX		15.19FT 463.06 CM
6.56FT 2M	70.84, 259.6 LX		20.26FT 617.41 CM
8.20FT 2.5M	45.34, 166.1 LX		25.32FT 771.76 CM
HT	EAVG/EMAX	ANGLE: 114.12DEG	DIA

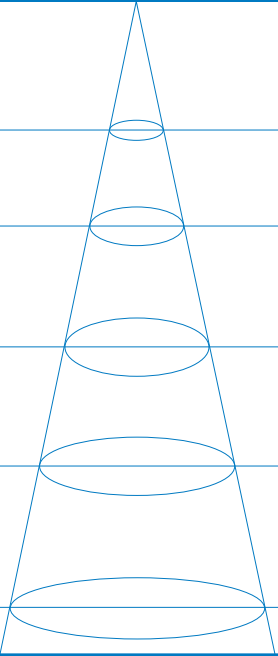
LUMINOUS INTENSITY DISTRIBUTION DIAGRAM

LUMINAIRE PHOTOMETRIC (TEST REPORT) - 25W 4000K
ILLUMINANCE (AT A DISTANCE) - FLUX OUT: 2351LM

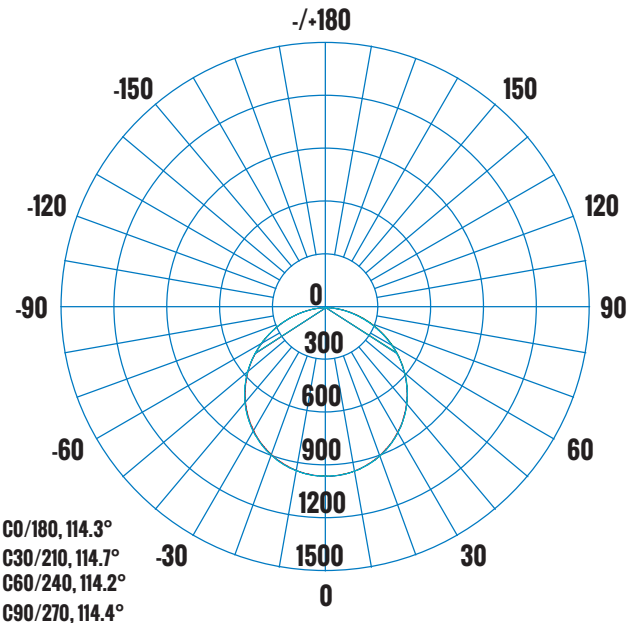
1.64FT 0.5M	1169, 4281 LX		5.08FT 155.11 CM
3.28FT 1M	292.2, 1070 LX		10.18FT 310.21 CM
4.92FT 1.5M	129.9, 475.7 LX		15.26FT 465.32 CM
6.56FT 2M	73.05, 267.6 LX		20.35FT 620.43 CM
8.20FT 2.5M	46.75, 171.2 LX		25.44FT 775.54 CM
HT	EAVG/EMAX	ANGLE: 114.12DEG	DIA

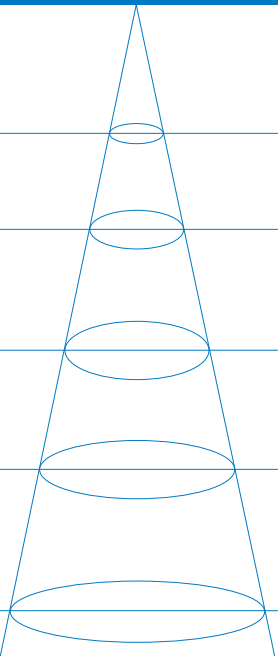
LUMINOUS INTENSITY DISTRIBUTION DIAGRAM


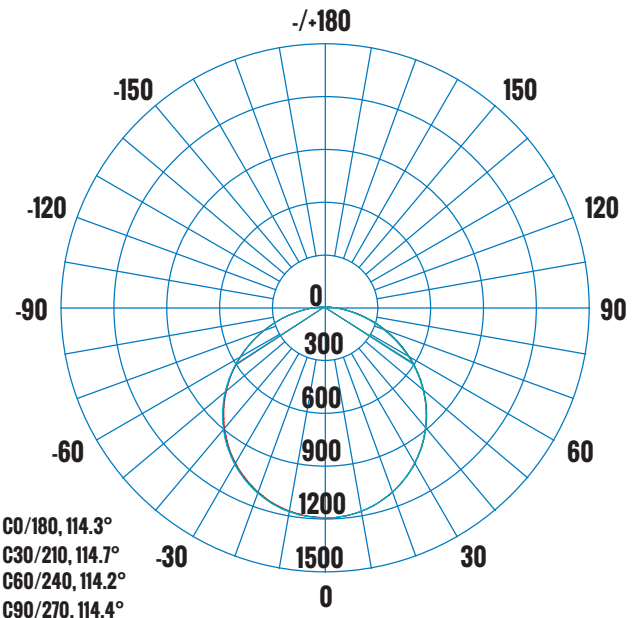
PRODUCT CODE: RTBP522-M40WCO-WH
2X2 LED BACK LIT PANEL/MULTI-WATTAGE/3CCT

LUMINAIRE PHOTOMETRIC (TEST REPORT) - 25W 5000K
ILLUMINANCE (AT A DISTANCE) - FLUX OUT: 2251LM

1.64FT 0.5M	1119, 4099 LX		5.08FT 154.84 CM
3.28FT 1M	279.7, 1025 LX		10.16FT 309.68 CM
4.92FT 1.5M	124.3, 455.4 LX		15.24FT 464.52 CM
6.56FT 2M	69.93, 256.2 LX		20.32FT 619.36 CM
8.20FT 2.5M	44.76, 164.0 LX		25.40FT 774.20 CM
HT	EAVG/EMAX	ANGLE: 114.29DEG	DIA

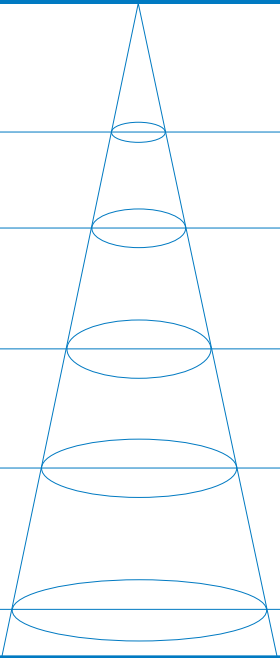
LUMINOUS INTENSITY DISTRIBUTION DIAGRAM

AVERAGE BEAM ANGLE(50%) - 114.4DEG
LUMINAIRE PHOTOMETRIC (TEST REPORT) - 30W 3500K
ILLUMINANCE (AT A DISTANCE) - FLUX OUT: 2613LM

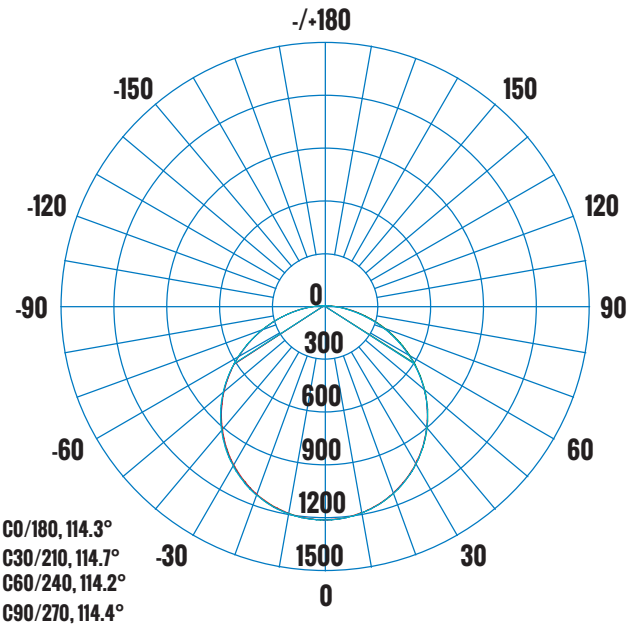
1.64FT 0.5M	1299, 4759 LX		5.08FT 154.81 CM
3.28FT 1M	324.7, 1190 LX		10.18FT 309.62 CM
4.92FT 1.5M	144.3, 528.8 LX		15.26FT 464.43 CM
6.56FT 2M	81.18, 297.4 LX		20.35FT 619.24 CM
8.20FT 2.5M	51.95, 190.4 LX		25.44FT 774.05 CM
HT	EAVG/EMAX	ANGLE: 114.28DEG	DIA

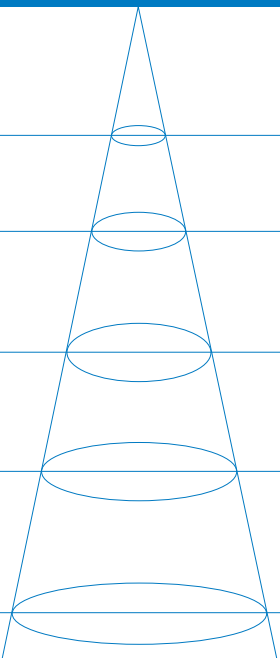
LUMINOUS INTENSITY DISTRIBUTION DIAGRAM

AVERAGE BEAM ANGLE(50%) - 114.4DEG

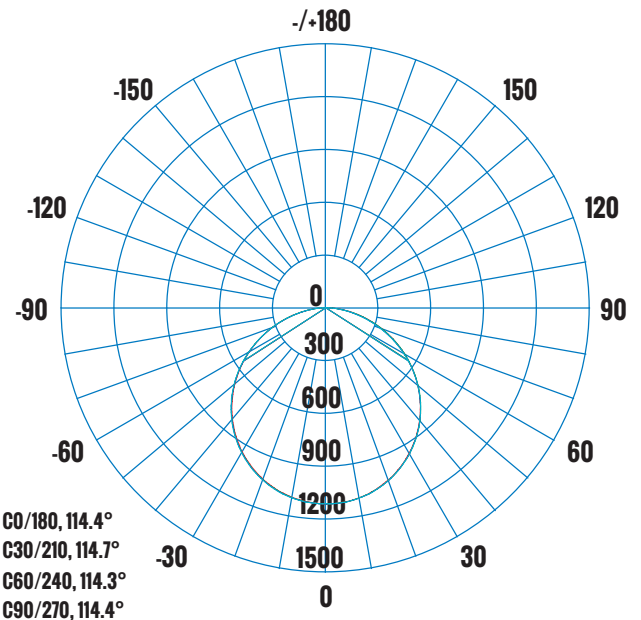
PRODUCT CODE: RTBP522-M40WCO-WH
2X2 LED BACK LIT PANEL/MULTI-WATTAGE/3CCT

LUMINAIRE PHOTOMETRIC (TEST REPORT) - 30W 4000K
ILLUMINANCE (AT A DISTANCE) - FLUX OUT: 2713LM

1.64FT 0.5M	1349, 4946 LX		5.08FT 154.87 CM
3.28FT 1M	337.7, 1236 LX		10.16FT 309.74 CM
4.92FT 1.5M	149.9, 549.5 LX		15.24FT 464.61 CM
6.56FT 2M	84.31, 309.1 LX		20.32FT 619.48 CM
8.20FT 2.5M	53.96, 197.8 LX		25.40FT 774.35 CM
HT	EAVG/EMAX	ANGLE: 114.30DEG	DIA

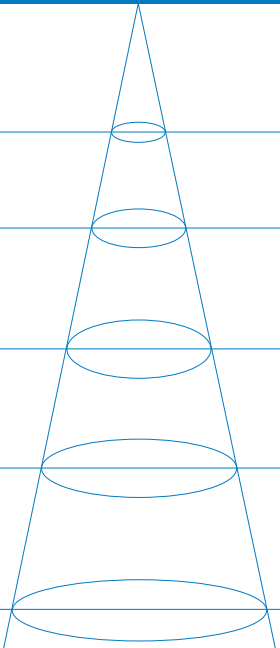
LUMINOUS INTENSITY DISTRIBUTION DIAGRAM

AVERAGE BEAM ANGLE(50%) - 114.4DEG
LUMINAIRE PHOTOMETRIC (TEST REPORT) - 30W 5000K
ILLUMINANCE (AT A DISTANCE) - FLUX OUT: 2581LM

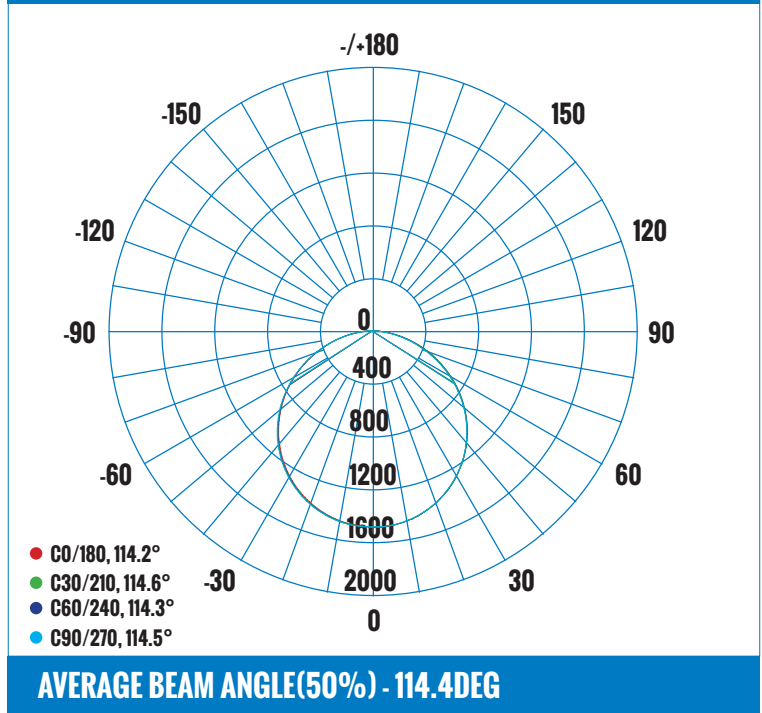
1.64FT 0.5M	1283, 4703 LX		5.08FT 155.02 CM
3.28FT 1M	320.8, 1176 LX		10.18FT 310.04 CM
4.92FT 1.5M	142.6, 522.5 LX		15.26FT 465.05 CM
6.56FT 2M	80.21, 293.9 LX		20.35FT 620.07 CM
8.20FT 2.5M	51.33, 188.1 LX		25.44FT 775.09 CM
HT	EAVG/EMAX	ANGLE: 114.35DEG	DIA

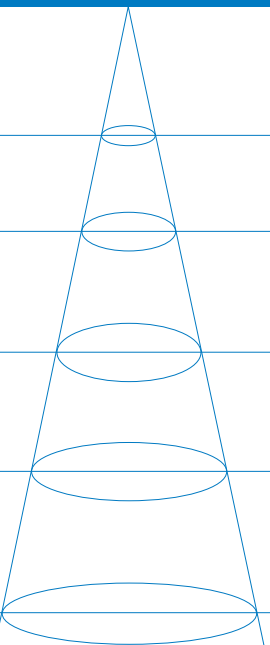
LUMINOUS INTENSITY DISTRIBUTION DIAGRAM

AVERAGE BEAM ANGLE(50%) - 114.4DEG

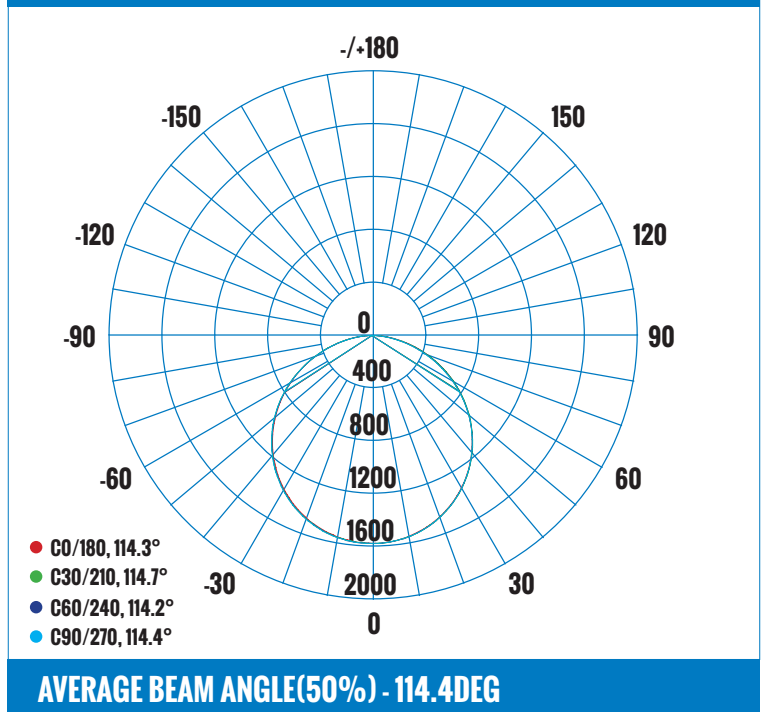
PRODUCT CODE: RTBP522-M40WCO-WH
2X2 LED BACK LIT PANEL/MULTI-WATTAGE/3CCT

LUMINAIRE PHOTOMETRIC (TEST REPORT) - 40W 3500K
ILLUMINANCE (AT A DISTANCE) - FLUX OUT: 2713LM

1.64FT 0.5M	1682, 6170 LX		5.08FT 154.66 CM
3.28FT 1M	420.4, 1543 LX		10.16FT 309.32 CM
4.92FT 1.5M	186.8, 685.6 LX		15.24FT 463.99 CM
6.56FT 2M	105.1, 385.6 LX		20.32FT 618.65 CM
8.20FT 2.5M	67.26, 246.8 LX		25.40FT 773.31 CM
HT	EAVG/EMAX	ANGLE: 114.23DEG	DIA

LUMINOUS INTENSITY DISTRIBUTION DIAGRAM

LUMINAIRE PHOTOMETRIC (TEST REPORT) - 40W 4000K
ILLUMINANCE (AT A DISTANCE) - FLUX OUT: 3550LM

1.64FT 0.5M	1765, 6464 LX		5.08FT 154.99 CM
3.28FT 1M	441.2, 1616 LX		10.18FT 309.98 CM
4.92FT 1.5M	196.1, 718.2 LX		15.26FT 464.97 CM
6.56FT 2M	110.3, 404.0 LX		20.35FT 619.95 CM
8.20FT 2.5M	70.60, 258.5 LX		25.44FT 774.94 CM
HT	EAVG/EMAX	ANGLE: 114.34DEG	DIA

LUMINOUS INTENSITY DISTRIBUTION DIAGRAM


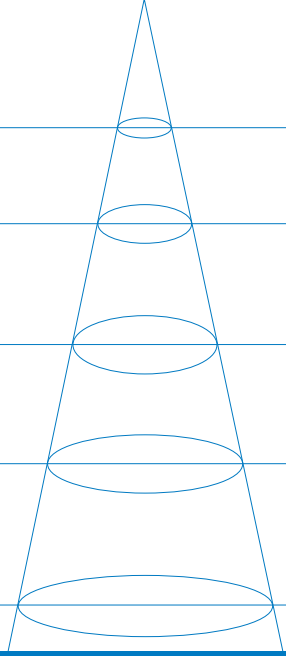
PRODUCT CODE: RTBP522-M40WCO-WH

2X2 LED BACK LIT PANEL/MULTI-WATTAGE/3CCT

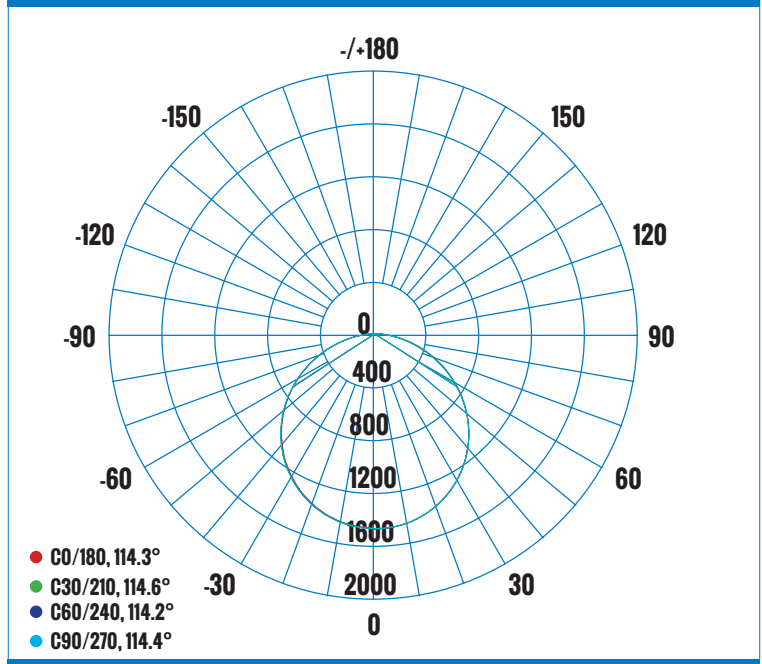


LUMINAIRE PHOTOMETRIC (TEST REPORT) - 40W 5000K

ILLUMINANCE (AT A DISTANCE) - FLUX OUT: 3354LM

1.64FT 0.5M	1667, 6114 LX		5.08FT 154.75 CM
3.28FT 1M	416.9, 1529 LX		10.16FT 309.50 CM
4.92FT 1.5M	185.3, 679.4 LX		15.24FT 464.25 CM
6.56FT 2M	104.2, 382.2 LX		20.32FT 619.00 CM
8.20FT 2.5M	66.70, 244.6 LX		25.40FT 773.76 CM
HT	EAVG/EMAX	ANGLE: 114.26DEG	DIA

LUMINOUS INTENSITY DISTRIBUTION DIAGRAM



AVERAGE BEAM ANGLE(50%) - 114.4DEG

CERTIFICATIONS

DRIVER/LED CHIP



CAN ICES-005 (B) / NMB-005 (B)

MOUNTING OPTIONS



CABLE SUSPENSION KIT FOR 2 X 2 PANEL - SUSPENSION CABLES 1 METER IN LENGTH. PART#: RTBP5SPK-M



SURFACE MOUNT KIT FOR 2 X 2 PANEL - PART#: RTBP5SMK-22M

WARNING - BACK LIT FLAT PANELS REQUIRE BACK LIT SURFACE MOUNT KITS.

ORDERING INFORMATION - RTBP5 SERIES

SERIES	SIZE	WATTS	VOLTAGE	COLOR TEMPERATURE	DIMMABLE	FINISH
E.G. RTBP5	22	M40	W	C	0	WH
RTBP5 - BACKLIT PANEL 5 SERIES	22 - 2X2	M40 - MULTI-WATTAGE	W - 120-347V	C - CHANGEABLE COLOR	0 - 0-10V	WH - WHITE
		25W / 30W / 40W		3500K / 4000K / 5000K	CONTINUOUS DIMMING	

Head Office - 1850 Wilson Ave. · Toronto, ON · M9M 1A1 · Tel: 416.741.7336 · Fax: 416.741.9104

Toll Free: in Canada. 1.800.661.9610 · in USA. 1.888.762.5384 (SOCKETS4U)

www.etlin-daniels.com · For sales/service questions - sales@etlin.com