

# 9" SQUARE DOWNLIGHT 20W TITANIUM LED SERIES



20W REPLACES



**100W  
Inc.**

80% Energy Savings

**CRI<sup>SP</sup>**



**\$225** Savings  
per lamp\*

- ⌚ Innovative **CLICK** design
- ⌚ **SootheOptic** low glare technology
- ⌚ Fits most 4" J-boxes
- ⌚ Installs in just minutes - no rewiring
- ⌚ **Wet location rated**
- ⌚ Exceptional color rendering **CRI 90**



50,000 H



DIMMABLE



LOW GLARE



WARRANTY



CRI (Ra)




WET  
LOCATION

## DOWNLIGHT PRODUCT FEATURES

### Edge Lighting Technology

The **CLICK DESIGN** SURFACE MOUNT SQUARE & ROUND DOWNLIGHTS use the latest in edge lighting technology to produce a smooth uniform lighting effect. These naturally low glare downlights integrate seamlessly into all ceiling applications.




BACK PLATE  
WATERPROOF FOAM  
EDGE LIGHTING  
REFLECTOR  
LIGHT GUIDE PLATE  
 **TRIM**

### SootheOptic Low Glare Technology


These downlights all feature **SootheOptic** technology that reduces high-angle light and minimizes visual glare. The smooth low glare diffuser gives each luminaire a soft cutoff without visible color separation.

#### Glare Control Diffuser



2.4mm Hex Pattern

#### Viewing Angle



0°

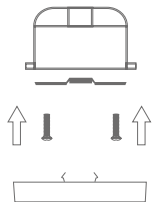
45°

>65°

# 9" SQUARE DOWNLIGHT 20W TITANIUM LED SERIES

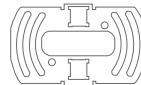
## INSTALLATION

### 4" J-BOX FLUSHMOUNT



#### ACCESSORIES INCLUDED:

- Attach mounting bracket to J-box
- Click downlight into mounting bracket



Mounting  
Bracket



J-Box  
Screws



Wire  
Nuts



LED  
Adapter

## SPECIFICATIONS

Product Model	58242 20SMPS9DIM/930	58243 20SMPS9DIM/940
Type	9" SMPR	9" SMPR
Base	LED Adapter	LED Adapter
Power (W)	20	20
Voltage - Frequency	120V 60Hz	120V 60Hz
Color Temp. (ANSI)	Warm White 3000K	Cool White 4000K
CRI (Ra)	90	90
Typical lumens (lm)	1200	1250
Efficacy (LPW)	60	63
Beam Angle	100°	100°
Dimmable	Yes**	Yes**
Housing Compatibility	4" J-box	4" J-box
Power Factor	0.9	0.9
Rated Lifetime - L70 (hrs.)	50,000	50,000
Dia. x MOL	9.06"x1.65" (230mmx42mm)	9.06"x1.65" (230mmx42mm)
Weight (lb. / g)	1.62lb. / 735g	1.62lb. / 735g

\* Savings per lamp based on \$0.11 / kw energy cost, 12 hrs / day lamp usage, \$4 incandescent with 1000-hr lifetime, \$55 LED with 50,000-hr lifetime

\*\* List of tested dimmer switches available on website

## ACCESSORY ORDERING INFORMATION

Model	Product	Description
23EMDRIVER	98003	California Title 20 Compliant 23W Emergency LED Driver (Field Installation)

\* Savings per lamp based on \$0.11 / kw energy cost, 12 hrs / day lamp usage, \$4 incandescent with 1000-hr lifetime, \$30 LED with 50,000-hr lifetime

\*\* List of tested dimmer switches available on website