INSTRUCTIONS

KENDAL LIGHTING INC.

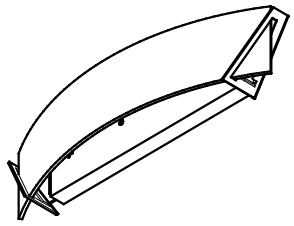

VF3000-4L-CH

Safety Instructions

- CAUTION: All electrical connections should be done by a qualified electrician.

- Follow and save these instructions.
- Always disconnect power at circuit breaker or unplug from wall outlet before servicing.

Sécurité Supplémentaires

- AVERTISSEMENT: Toutes connections électriques devraient être exécutés par un électrien qualifé .

- Suivez et garder ces instructions.
- Débranchez toujours le courant au disjoncteur ou débranchez de la prise murale avant l'entretien.

Warning: Replace with lamps suitable for open fixture.
Attention: Remplacer les lampes approprié pour luminaires ouverts.

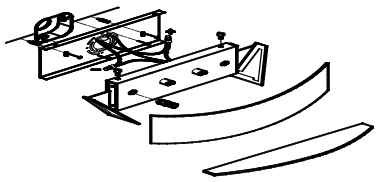

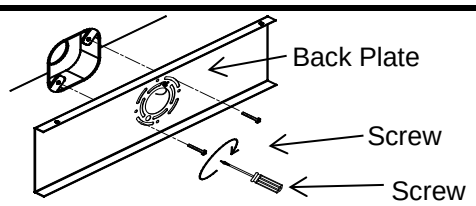

Attach the Back Plate to the junction box.
Fixez la plaque arrière de la boîte de jonction.

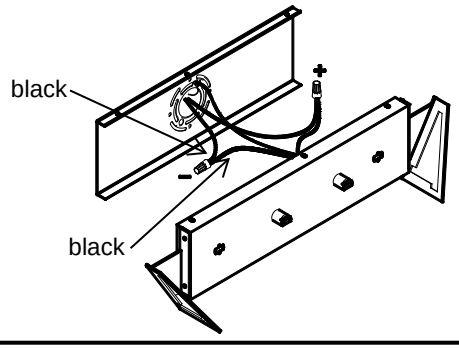

Make wiring connections,
black wire from fixture to black wire from junction box.
white wire from fixture to white wire from junction box.
Connect the copper ground wire to the house ground.
Faire les connexions électriques,
le fil noir du luminaire au fil noir de la boîte de jonction.
le fil blanc du luminaire au fil blanc de la boîte de

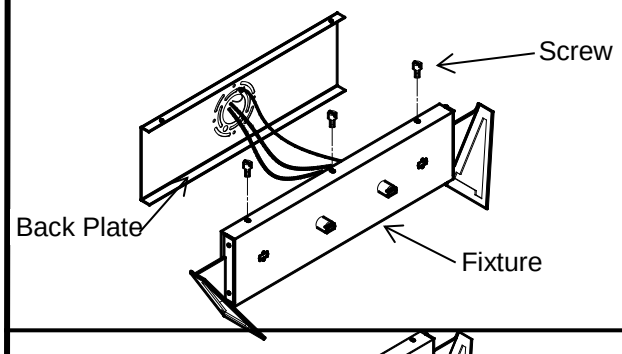

Attach fixture to the back plate,using screws provided.
Fixer la lampe à la plaque arrière, à l'aide des vis fournies.

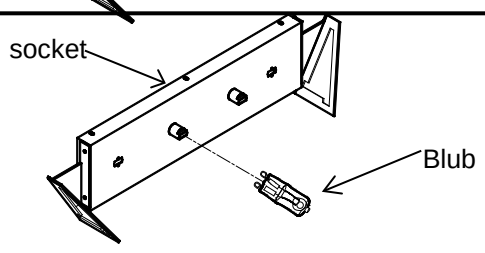

Insert the G9 bulbs.
Insérez l'ampoule G9.

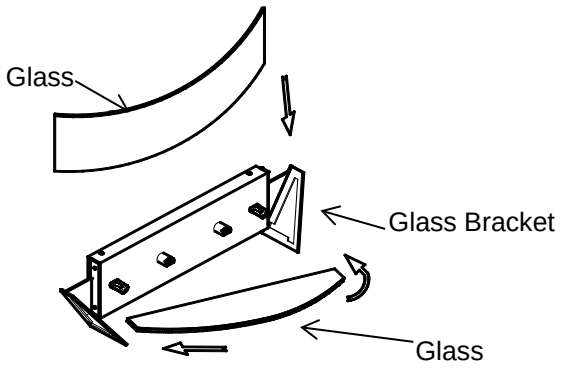

Insert the glass shade into the brackets.
Insérez le diffuseur en verre sur le support de verre.