



KT-LED63HID-EX39-850-D /G3

HID REPLACEMENT LED LAMP

DESCRIPTION

63W HID Replacement LED Lamp | 5000K | >80 CRI | IP64 Rated



LAMP TYPE: HID Replacement LED

BASE TYPE: EX39 (Mogul)

WATTAGE: 63W

COLOR TEMPERATURE: 5000K

METAL HALIDE EQUIVALENT: 250W

COLOR RENDERING INDEX (CRI): >80

WARRANTY: 5 Years

PRODUCT FEATURES

- Replacement for conventional metal halide lamp
- 50,000+ hour lifetime
- Environmentally friendly: No mercury used
- Instant startup
- UL listed
- DLC listed
- Operating temperature: -29°C/-20°F to 60°C/140°F
- Integral driver, eliminates the need for external driver or ballast; includes 4kV surge protection
- IP64 rated; integrated heat sink quickly dissipates heat and guides water intrusion out of the lamp
- Suitable for use in fully enclosed fixture. Minimum lamp compartment dimensions: 8in x 8in x 11.7in
- Do not use with standard dimmers. Not compatible with phase dimmers. Dimming functions with sensors only

OPERATING SPECIFICATIONS

ELECTRICAL CHARACTERISTICS

Input Voltage	Power Consumption	Power Factor	Input Current
120-277Vac	63W	>0.9	0.53A @ 120V 0.23A @ 277V

PHOTOMETRIC CHARACTERISTICS

Color Temperature (CCT)	5000K
Luminous Flux	9450 lm
Color Rendering Index (CRI)	>80
Efficacy	150 lm/W
Visible Light Area	360°

SMART PORT

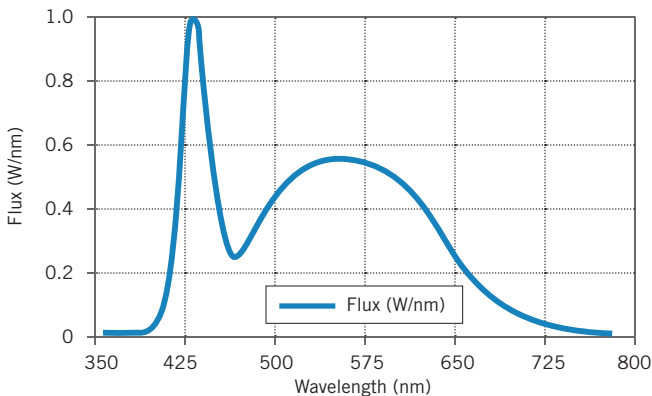


On the top of the lamp is a low-voltage AUX port for lamp level sensor controls which are coming soon, Q2+ 2019.

RATED LIFE

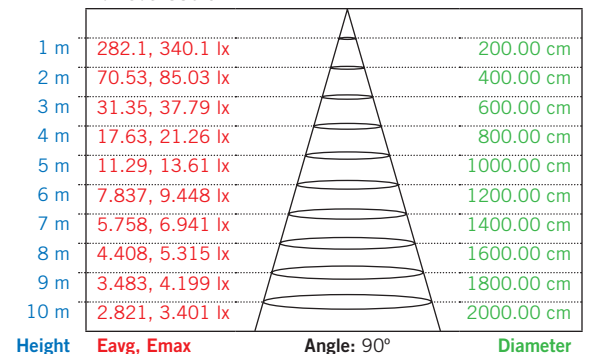
L70 (Hours)	50,000
-------------	--------

SPECTRAL DISTRIBUTION



LUX DISTANCE CURVE

Flux Out: 886.3 lm





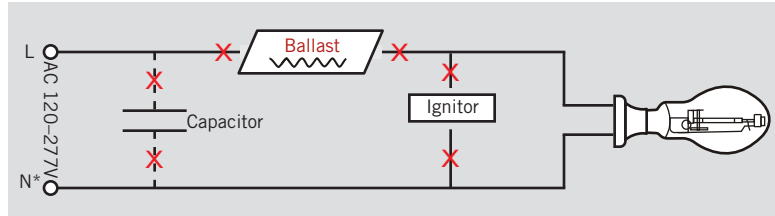
KT-LED63HID-EX39-850-D /G3

HID REPLACEMENT LED LAMP

WIRING INSTRUCTIONS


STEP 1

Disconnect power. Disconnect and remove existing ballast, capacitor, and/or ignitor (where applicable) from fixture.




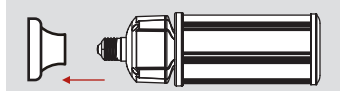
STEP 2

Rewire for line voltage to the lamp socket. Lamp is compatible with 120-277V from single phase, three phase wye, and three phase delta systems.



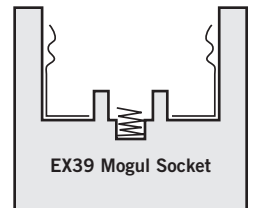
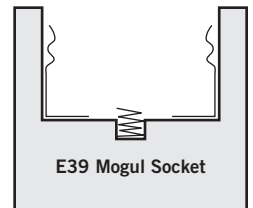
STEP 3

Install new LED replacement lamp. Ensure lamp is operating properly when power is turned on.

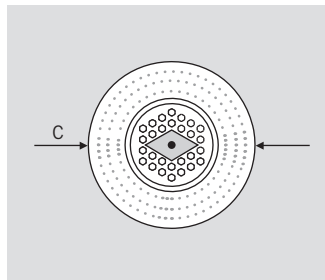
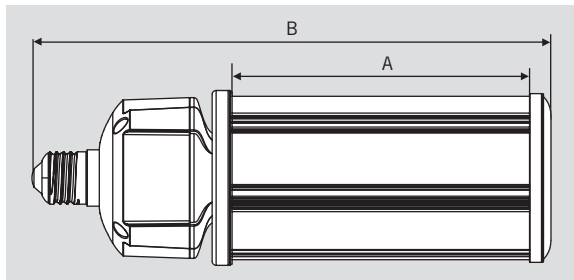


*or other line for certain three phase systems such as 120/208 three phase wye systems

EX39-based lamps will work in *both* **E39** and **EX39** sockets.



PHYSICAL CHARACTERISTICS



LAMP DIMENSIONS

A (Illuminated Length)	5.66"
B (Body Length)	10.40"
C (Diameter)	3.34"

BASE TYPE: EX39 (Mogul)



KT-LED63HID-EX39-850-D /G3

HID REPLACEMENT LED LAMP

ORDERING INFORMATION

ORDER CODE	PACK QTY.	EASY CODE	UPC
KT-LED63HID-EX39-850-D /G3-DP	16	PPJ-92	843654123172

CATALOG NUMBER BREAKDOWN

KT-LED63HID-EX39-850-D /G3-DP

1 2 3 4 5 6 7 8 9 10

- 1 Keystone Technologies
- 2 LED Lamp
- 3 Wattage
- 4 Lamp Type
- 5 Base Type
- 6 800 Series
- 7 Color Temperature
- 8 Direct-Drive Series
- 9 Generation
- 10 Packaging Style