



















**SPECIFICATIONS**

Certifications/Qualifications	
	<a href="http://www.kichler.com/warranty">www.kichler.com/warranty</a>
Dimensions	
Weight	0.30 LBS
Length	12.00"
Width	0.50"
Mounting/Installation	
Interior/Exterior	Exterior
Location Rating	Accessory, Listing Not Required

**FIXTURE ATTRIBUTES**

Housing	
Primary Material	STEEL
Product/Ordering Information	
SKU	2999AZ
Finish	Architectural Bronze
Style	Other
UPC	783927440486

**Finish Options**

-  Antique Pewter
-  Architectural Bronze
-  Black
-  Brushed Natural Brass
-  Brushed Nickel
-  Champagne Gold
-  Chrome
-  Classic Bronze
-  Classic Gold
-  Classic Pewter
-  Distressed Black
-  Flat Grey
-  Fox Gold
-  Natural Brass
-  Olde Bronze
-  Polished Nickel
-  Satin Bronze
-  Weathered Zinc

