

## SPECIFICATIONS

### Certifications/Qualifications

ADA Compliant	No
	<a href="http://www.kichler.com/warranty">www.kichler.com/warranty</a>

### Dimensions

Base Backplate	5" x 0.79"
Extension	5.88"
Weight	3.69 LBS
Height from center of Wall opening (Spec Sheet)	7.00"
Height	9.00"
Width	23.00"

### Light Source

Downward-facing Bulbs	120VAC
Dimmable	1.00
Lamp Included	A19 or S21-EDISON
Lamp Type	120VAC
Max or Nominal Watt	60.00
# of Bulbs/LED Modules	3
Socket Type	Incandescent

### Mounting/Installation

Install Glass Up or Down	Yes
Interior/Exterior	Interior
Lead Wire Length	6"
Location Rating	Damp
Mounting Weight	3.69 LBS
Mount Vertical Or Horizontal	No

## FIXTURE ATTRIBUTES




### Housing

Primary Material	Steel
------------------	-------

### Product/Ordering Information

SKU	37431
Finish	Olde Bronze
Style	Industrial
UPC	737995374310

### Finish Options

-  Black
-  Natural Brass
-  Olde Bronze



## ALSO IN THIS FAMILY



37510



37509



37508



37507



37512



37511