

## SPECIFICATIONS

## Certifications/Qualifications

[www.kichler.com/warranty](http://www.kichler.com/warranty)

## Dimensions

Base Backplate	5.50 DIA
Extension	6.50"
Weight	1.50 LBS
Height from center of Wall opening (Spec Sheet)	4.50"
Height	10.25"
Width	5.50"

## Light Source

Lamp Included	Not Included
Lamp Type	A19
Light Source	Incandescent
Max or Nominal Watt	100W
# of Bulbs/LED Modules	1
Socket Type	Medium
Socket Wire	150"

## Mounting/Installation

Install Glass Up or Down	Yes
Location Rating	Damp
Mounting Weight	1.00 LBS

## FIXTURE ATTRIBUTES




## Housing

Diffuser Description	Clear Seeded
Primary Material	STEEL

## Product/Ordering Information

SKU	45390CLZ
Finish	Classic Bronze
Style	Transitional
UPC	7.83928E+11

## Finish Options

	Black
	Brushed Nickel
	Classic Bronze



## ALSO IN THIS FAMILY



45390BK



45390NI



45391BK



45392BK



45391CLZ



45392CLZ