

## SPECIFICATIONS

## Certifications/Qualifications

[www.kichler.com/warranty](http://www.kichler.com/warranty)

## Dimensions

Chain/Stem Length	36"
Weight	0.75 LBS
Length	36.00"
Width	1.00"

## Mounting/Installation

Interior/Exterior	Interior
Location Rating	Accessory, Listing Not Required

## FIXTURE ATTRIBUTES


















## Housing

Primary Material	STEEL
------------------	-------

## Product/Ordering Information

SKU	4901MIZ
Finish	Mission Bronze
Style	Other
UPC	783927312844

## Finish Options

-  Antique Pewter
-  Anvil Iron
-  Black
-  Brushed Nickel
-  Brushed Pewter
-  Chrome
-  Distressed Antique White
-  Flat Grey
-  Fox Gold
-  Mission Bronze
-  Natural Brass
-  Olde Bronze
-  Polished Nickel
-  Satin Nickel
-  Tannery Bronze
-  Terrene Bronze
-  Weathered Zinc

