




SPECIFICATIONS

Certifications/Qualifications	
	www.kichler.com/warranty
Dimensions	
Base Backplate	9.00 X 5.00 OVAL
Chain/Stem Length	36"
Weight	25.00 LBS
Height	20.00"
Length	43.00"
Overall Height	58.00"
Width	21.50"
Light Source	
Lamp Included	Not Included
Lamp Type	B10
Light Source	Incandescent
Max or Nominal Watt	60.00
# of Bulbs/LED Modules	8
Max Wattage/Range	60.00
Socket Type	CAND
Socket Wire	105"
Mounting/Installation	
Interior/Exterior	Interior
Lead Wire Length	98"
Location Rating	Dry
Mounting Style	Stem Hung
Mounting Weight	25.00 LBS

FIXTURE ATTRIBUTES

Housing	
Primary Material	STEEL
Product/Ordering Information	
SKU	52429BK
Finish	Black
Style	Contemporary
UPC	783927001755
Finish Options	
 Black	
 Brushed Natural Brass	
 Polished Nickel	



ALSO IN THIS FAMILY

