





SPECIFICATIONS

Certifications/Qualifications	
<a href="http://www.kichler.com/warranty">www.kichler.com/warranty</a>	
Dimensions	
Base Backplate	5.00 X 4.75
Extension	7.00"
Weight	1.65 LBS
Height from center of Wall opening (Spec Sheet)	6.00"
Height	12.00"
Width	4.75"
Light Source	
Lamp Included	Not Included
Lamp Type	BR30
Light Source	Incandescent
Max or Nominal Watt	65W
# of Bulbs/LED Modules	2
Socket Type	Medium
Socket Wire	150"
Mounting/Installation	
Interior/Exterior	Exterior
Location Rating	Damp
Mounting Style	Wall Mount
Mounting Weight	1.65 LBS

FIXTURE ATTRIBUTES

Housing	
Primary Material	ALUMINUM
Product/Ordering Information	
SKU	9244WH
Finish	White
Style	Contemporary
UPC	783927924481
Finish Options	
 Architectural Bronze	
 Black	
 Brushed Aluminum	
 White	

