

SYLVANIA Luminaires

ValueLED™ Strip

Application

The SYLVANIA ValueLED Strip is ideal for many retrofit and new construction applications including education, manufacturing, low-bay, and general lighting. This CCT Selectable luminaire provides high quality light and flexibility.

Benefits and Features

- CCT Selectability greatly increases the versatility of this product family
- Offered in two lumen packages and one length
- Up to 110 LPW
- 3000K, 4000K, and 5000K CCT Selectable enabled through a switch located on the driver. (See “Additional Information” at the end of this document for further details.)
- CRI >80
- Offered in 4 foot 20 and 42 watt versions
- Energy savings up to 20%

Electrical

- 120-277V_{AC}
- Power Factor >90%
- THD <20%

Construction

- Aluminum white shape polycarbonate with diffuse curved lens. The standard color is white.

Rated Life

- 50,000 hours (L₇₀)

Warranty

- 5-year

Certifications and Listings

- cETLus
- RoHS
- FCC
- ENERGY STAR®

Item #

Type

Project

Notes

Date



Wattage Comparison

Traditional Source	Traditional System Wattage	LED System Wattage	Energy Savings
1x25W Fluorescent	25	20	20%
2x28W Fluorescent	49	42	14%

Installation

- Luminaire mounts to recessed outlet box or can be surface mounted.



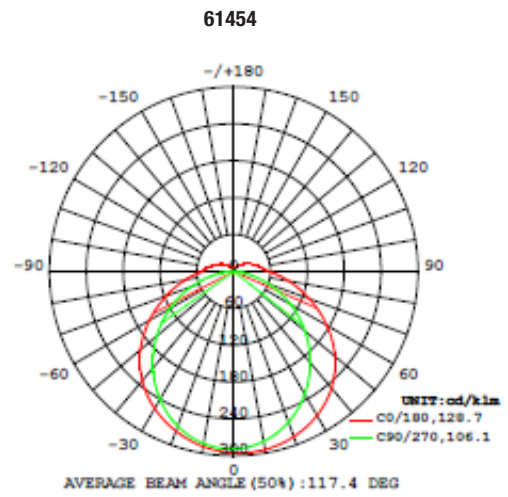
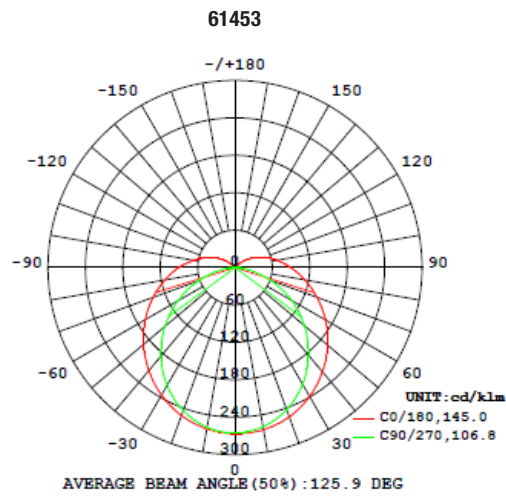
Ordering Guide

LEDSTRIP	X	/	UNV	/	XX	CCT3	/	4FT
Product Name	Number of Tubes		Voltage		Wattage	Color Temp		Length
LEDSTRIP =	1 = Single Tube		UNV = 120-277V		20 = 20W	CCT3 = 3 CCT		4FT = 4 feet
LED Linear Strip	2 = Double Tube				42 = 42W	Selectable		

Ordering Information

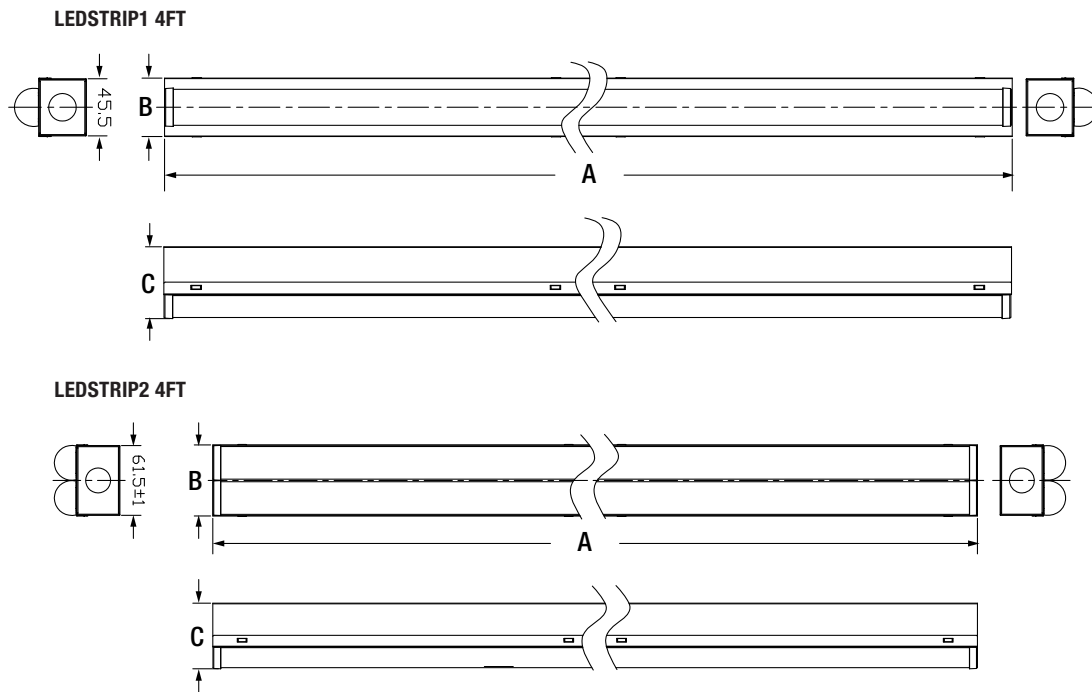
Item Number	Ordering Abbreviation	Power (W)	Input Voltage (V)	CRI	CCT	Total Fixture Lumens	LPW
61453	LEDSTRIP1/UNV/20CCT3/4FT	20	120-277	>80	3000, 4000, or 5000K	2200	110
61454	LEDSTRIP2/UNV/42CCT3/4FT	42	120-277	>80	3000, 4000, or 5000K	4500	107

Photometric Data



Physical Information

Luminaire Description	(A) Length (mm)	(B) Width (mm)	(C) Height (mm)
LEDSTRIP1 4FT	1212	48.5	58.5
LEDSTRIP2 4FT	1212	63.5	58.5

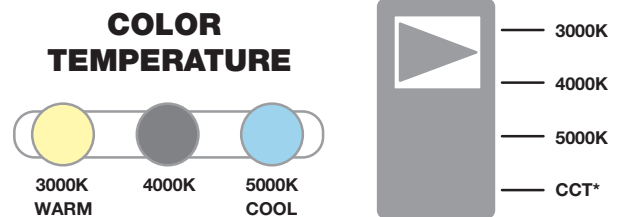


Additional Information

To select color temperature, slide the switch on the driver to 3000K, 4000K, or 5000K upon installation. Or select CCT (Wall Switch).

If selecting CCT mode, you can turn on/off normally, but you can also change the color through the wall switcher following the steps below:

- Switching On/off ≤ 4 seconds of interval, you can switch color directly through the wall switcher.
- Switching On/off ≥ 5 seconds of interval, driver will memorize the last color selected.



LEDVANCE LLC
200 Ballardvale Street
Wilmington, MA 01887 USA
Phone 1-800-LIGHTBULB (1-800-544-4828)
www.sylvania.com

SYLVANIA and LEDVANCE are registered trademarks.
All other trademarks are those of their respective owners.
Licensee of product trademark SYLVANIA in general lighting.
Specifications subject to change without notice.

[/sylvania](https://twitter.com/sylvania) [/sylvania](https://facebook.com/sylvania)

Name: _____

Email: _____

Phone: _____

