


Emergency LED Driver Constant Output Power BAEM8L-60BC/347-A

Features

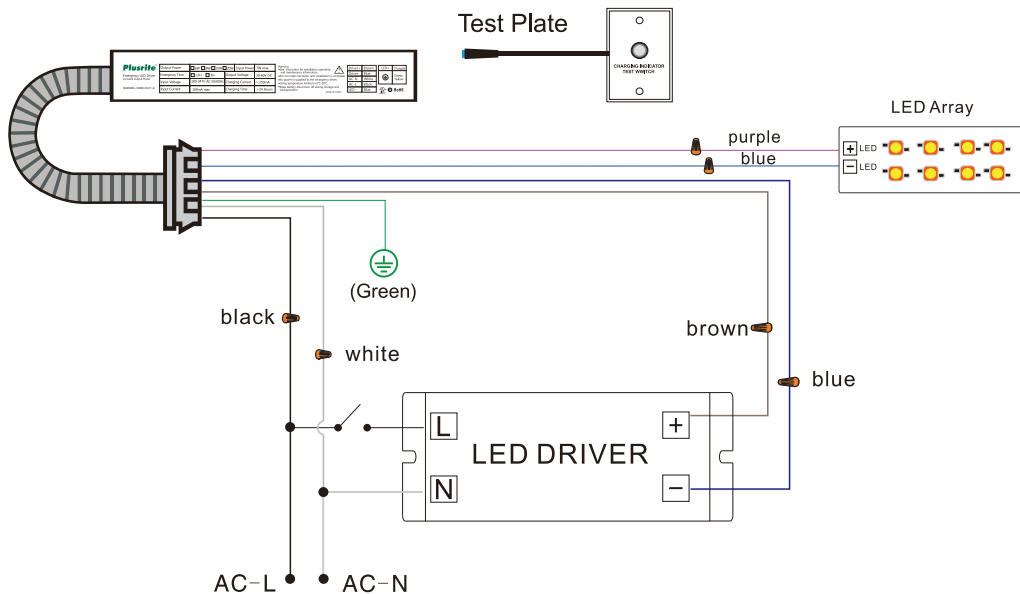
- Compact and easy to install
- Meet most of safety standards for lighting
- Built-in Lithium Battery
- Battery protections: over charge protection , over discharge protection , short circuit protection
- Indicator shows a variety working modes
- Intelligent emergency automatic detection function
- The batteries meet 500 cycles of standard charge and discharge
- Constant output power(Auto-sensing output within each range)



Specifications

Model	BAEM8L-60BC/347-A	Input Voltage	AC100-347V	Short Circuit Protection	YES
Output Power	8W	Efficiency	>80%	Over Voltage Protection	YES
Frequency	50/60Hz	Input Current	≤ 100mA	Over Temperature Protection	YES
Emergency Output Voltage Range	DC 30-60V				

Wiring Diagram

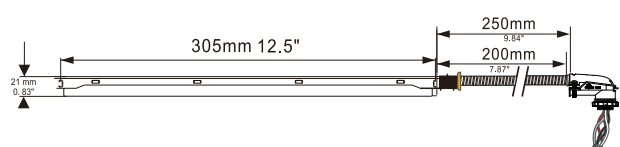
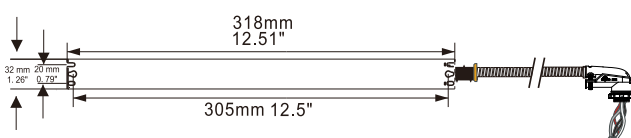


1. IN EMERGENCY MODE, DOUBLE-CLICK THE TEST SWITCH TO TURN OFF THE CURRENT EMERGENCY STATE
2. TEST ACCESSORY LEADS- OBSERVE PROPER POLARITY WIRING.



Dimensions

6W/8W: 12.51"X1.26"X0.83" (318X32X21mm)
15W/20W: 17.7"X1.26"X0.83" (450X32X21mm)



Operation

AC Operation

AC power is present, The LED load from the LED driver is normal power supply, AC LED driver output current can not exceed 150W or 4A,the emergency driver is charging in a standby mode. The green LED light flashes indicates that it is charging. The green LED light on indicates that it is full charged.

Emergency operation

When the AC power goes out ,The emergency driver detects the AC power outage and automatically switch to the emergency mode.

Self-Testing

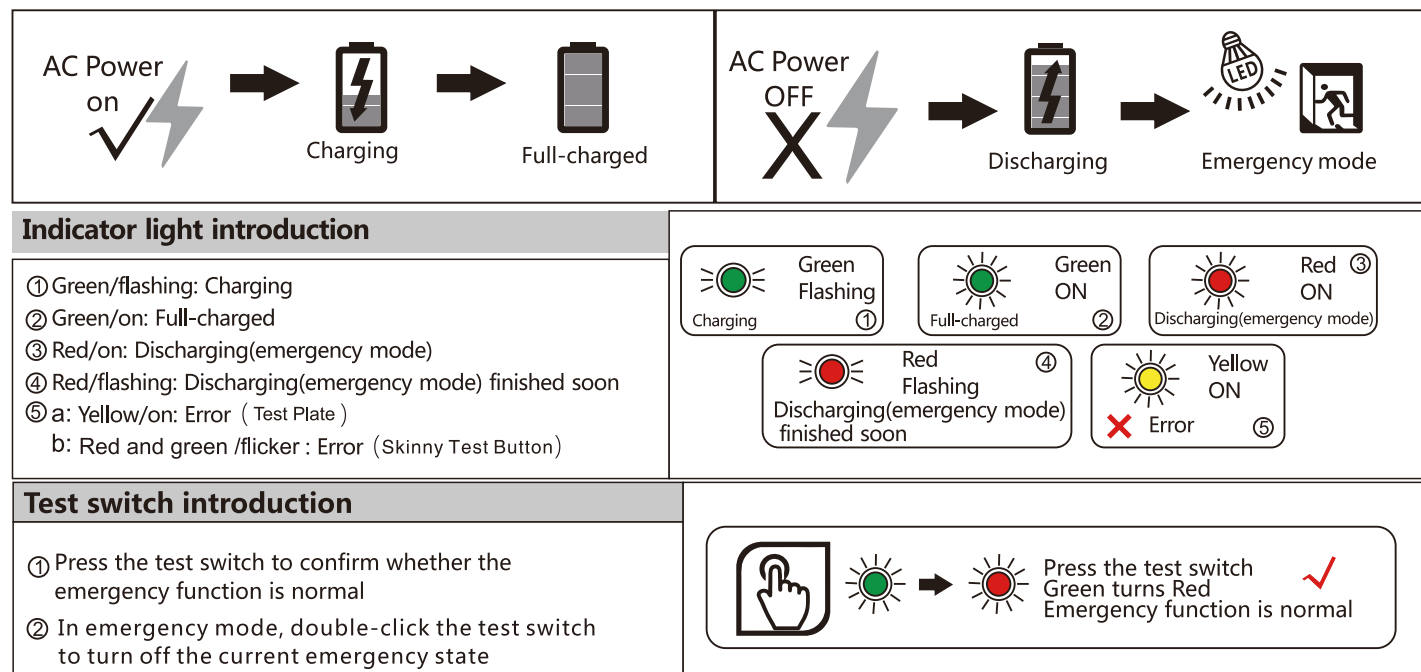
The YT series is UL listed and are equipped with self-testing functionality.

Initial Self-test after installation

It will perform a functional test for 3 seconds after the driver is installed and then perform a second test in 120 minutes to check the wiring and battery output.

Monthly Seft-Test

It will automatically perform a test every 30 days for 3 seconds, diagnosing wiring, and battery output.



IMPORTANT SAFEGUARDS

When using electrical equipment, basic safety precautions should always be followed including the following

READ AND FOLLOW ALL SAFETY INSTRUCTIONS.

- Risk of fire or electric shock. Luminaire wiring and electrical parts may be damaged when drilling for installation of LED Emergency Backup. Check for enclosed wiring and components.
- Risk of fire or electric shock.This LED Emergency Backup installation requires knowledge of luminaire. electrical systems. If not qualified,do not attempt installation.Contact a qualified electrician.
- Before installing,make certain the AC power to the fixture is off.
- The electrical rating of this product is 100-347Vac.Installer must confirm that there is 100-347Vac to the fixture before installation.
- To prevent electrical shock only mate unit connector after installation is complete and before the AC power to the fixture is back on.
- This LED Emergency Backup unit requires an un-switched AC power source of 100-347Vac,50/60Hz The AC driver must be on the same branch circuit as the LED Emergency Backup unit.
- Do not let power supply cords touch hot surfaces.
- Do not mount near gas or electric heaters.
- Do not use outdoors.
- The emergency LED driver is for use with grounded,ULlisted LED luminaires,shall be enclosed by the LED luminaire and bonded to the grounding of LED luminaire.
- Verify that all replacement lamp types marked on the installed luminaire are also identified as suitable for use with this emergency battery pack.
- Equipment should be mounted in locations and at heights where it is not be subjected to tampering by unauthorized personnel.
- The use of accessory equipment not recommended by the manufacturer and may cause an unsafe condition.
- Do not use this equipment for other than its intended use.
- Use with grounded, UL Listed, dry or damp location rated fixtures.

