

MODEL 1051-S



WARNING

WARNING — THE INSTALLATION MUST BE CARRIED OUT BY A QUALIFIED ELECTRICIAN.

1. LED Closet Lights are not suitable for using in wet locations
2. Please keep the LED Closet Light away from any corrosive substance, and please use dry cloth when you clean it
3. LED Closet Light can only be installed by a qualified electrician
4. Before installation or maintenance, please disconnect the power to prevent electric shock

Application Notice

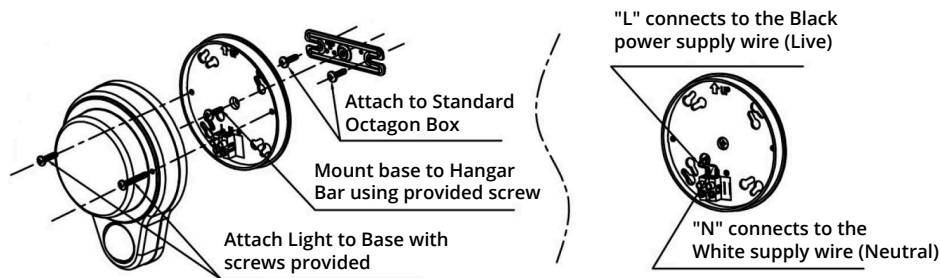
1. RISK OF BURN — Allow fixture to cool completely before handling. Do not exceed maximum voltage marked on the label. Keep combustible and other materials that can burn away from the light, lamp, and lens
2. DO NOT use with dimmers, motion activated controls or illuminated switches
3. TO AVOID FIRE SHOCK OR DEATH, turn off power at circuit breaker or fuse and test that power is off before wiring
4. Turn Occupancy Sensor Lens in the direction of the entrance for the mounting part

CAUTION

PLEASE READ INSTRUCTION BEFORE COMMENCING INSTALLATION AND RETAIN FOR FUTURE REFERENCES. Electrical products can cause death or injury, or damage to property. If in any doubt about the installation or use of this product, consult a competent electrician. Turn off the main power at the circuit breaker before installing the fixture, in order to prevent possible shock.

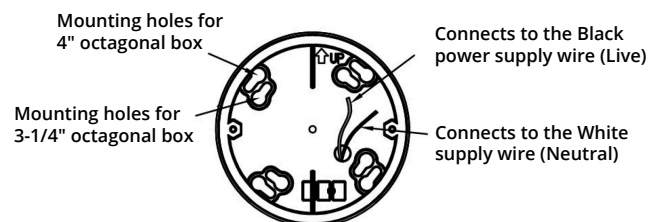
INSTALLATION GUIDE

Mounting with Hangar Bar



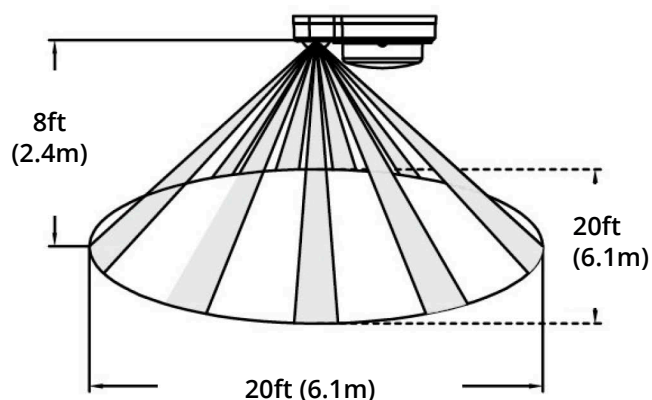
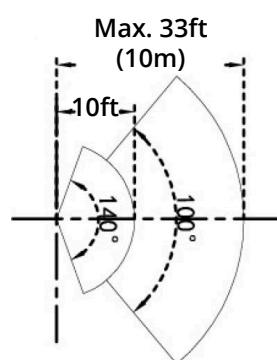
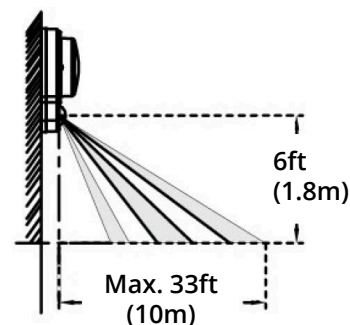
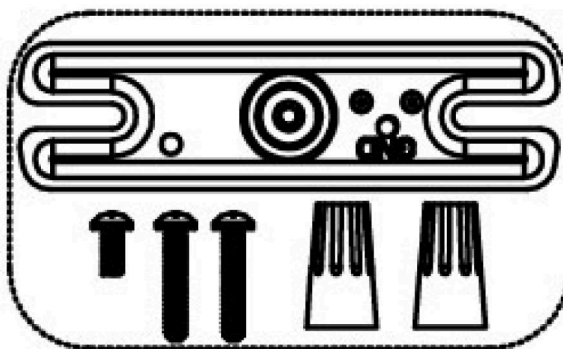
Mounting to 3-1/4" or 4" Box

1. Partially screw in two long mounting screws provided into mounting box
2. Mount the lampholder base on the outlet box by placing it over the mounting screws and turning
3. Tighten mounting screws. DO NOT OVERTIGHTEN
4. Attach Light to Base with screws provided. DO NOT OVERTIGHTEN



MODEL 1051-S**PRODUCT FEATURES**

- Indoor or outdoor without being exposed to rain or snow
- Fits 3-1/4" and 4" ceiling boxes
- Lamp goes on automatically when motion is detected
- Red LED indicator light on when motion is detected

SENSOR DETECTION RANGE**Ceiling Mount Sensor Detection Range****Top View****Side View****Wall Mount Sensor Detection Range****Installation Accessories**

ORTECH reserves the right to modify at any time, without notice, any or all of our product's features, designs, components and specifications to meet market changes.