

MODEL 1051



WARNING

WARNING — THE INSTALLATION MUST BE CARRIED OUT BY A QUALIFIED ELECTRICIAN.

1. LED Closet Lights are suitable for using in dry and damp locations
2. Please keep the LED Closet Lights away from any corrosive substance, and please use dry or damp cloth when you clean it
3. LED Closet Lights can only be installed by a qualified electrician
4. Before installation or maintenance, please disconnect the power to prevent electric shock

Application Notice

1. RISK OF BURN — Allow fixture to cool completely before handling
2. To avoid fire shock or death, turn OFF power at circuit breaker or fuse and test that power is OFF before wiring
3. Keep combustible and other materials that can burn away from the light, lamp and lens
4. To be installed and/or used in accordance with electrical codes and regulations
5. DO NOT use with dimmers, motion activated controls or illuminated switches
6. Follow these instructions exactly to maintain polarity of a correctly wired system
7. DO NOT exceed maximum voltage marked on the label
8. Minimum +90°C supply conductors

CAUTION

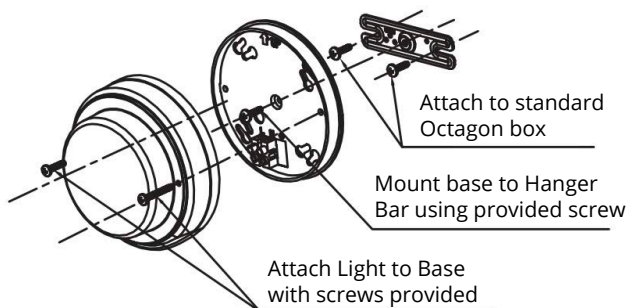
PLEASE READ INSTRUCTION BEFORE COMMENCING INSTALLATION AND RETAIN FOR FUTURE REFERENCES.

Electrical products can cause death or injury, or damage to property.

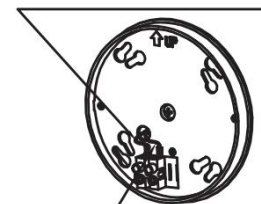
If in any doubt about the installation or use of this product, consult a competent electrician.

INSTALLATION GUIDE

Mounting with Hanger Bar



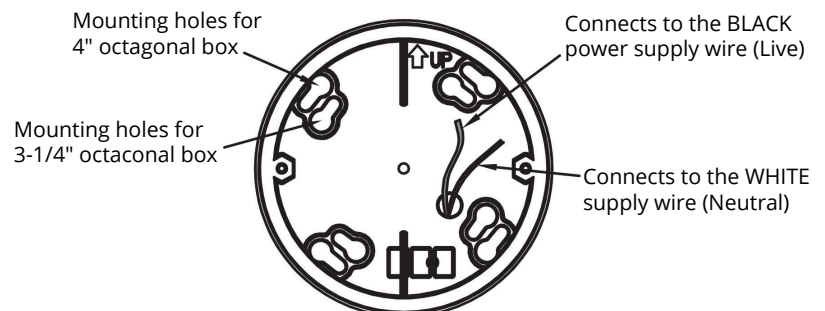
"L" connects to the BLACK power supply wire (Live)



"N" connects to the WHITE supply wire (Neutral)

Mounting to 3-1/4" or 4" Box

1. Partially screw in two long mounting screws provided into mounting box
2. Mount the lamp holder base on the outlet box by placing it over the mounting screws and turning
3. Tighten mounting screws:
DO NOT OVERTIGHTEN
4. Attach Light to Base with screws provided.
DO NOT OVERTIGHTEN




MODEL 1051

PRODUCT FEATURES

- Indoor or Outdoor without being exposed to rain or snow
- Fits 3-1/4" and 4" ceiling boxes
- Voltage: 110-240V AC /50-60Hz
- Operating Temperature: from -20°C to +50°C
- Rated Load: SMD LED 9W
- Brightness : 900 lmn
- Environmental Protection: IP 43

Installation Accessories



WARNING

DO NOT USE WITH DIMMERS, MOTION ACTIVATED CONTROLS OR ILLUMINATED SWITCHES.

KEEP COMBUSTIBLE AND OTHER MATERIALS THAT CAN BURN AWAY FROM THE LIGHT, LAMP, AND LENS.

DO NOT EXCEED MAXIMUM VOLTAGE MARKED ON THE LABEL.

ORTECH reserves the right to modify at any time, without notice, any or all of our product's features, designs, components and specifications to meet market changes.