



Project	
Date	
Prepared by	
Model #	FPH2-2220P40-3

# FPH2-SERIES 2X2 HYBRID FLAT PANEL



## OVERVIEW

The FPH2-Series Hybrid LED Flat Panel ceiling light is a high performance LED panel that uses a unique backlit design to provide a longer lasting lighting solution that replaces traditional fluorescent lighting or low-end edge-lits found in offices, hospitals, schools and more.

## PRODUCT HIGHLIGHTS

- Up to 136 lm/W
- Lightweight design for quicker installs
- Large 5.9" x 4" junction box makes daisy chaining connections quick and easy
- Low profile: will fit into any plenum space and directly into existing suspended T-bar ceilings
- Available in 100-347VAC



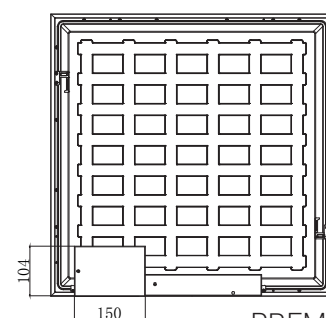

## OPTICAL SPECIFICATIONS

Lumen Output (lm) <sub>1</sub>	2646 lm	Beam Angle (°) <sub>1</sub>	120°
CCT (K) <sub>1</sub>	4000K	Projected Lifetime (L <sub>70</sub> )	>60,000
CRI (Ra) <sub>1</sub>	82.2	Chromaticity Shift (K)	±275
Efficacy (lm/W) <sub>1</sub>	136.96 lm/W		

## ELECTRICAL SPECIFICATIONS

Power	20W	Current Draw at 120V <sub>AC</sub> (A) <sub>2</sub>	0.173A
Apparent Power (VA)	20.75VA	Current Draw at 208V <sub>AC</sub> (A) <sub>2</sub>	0.103A
System Wattage	19.32W	Current Draw at 240V <sub>AC</sub> (A) <sub>2</sub>	0.092A
Input Voltage	100-347VAC	Current Draw at 277V <sub>AC</sub> (A) <sub>2</sub>	0.083A
Replacement For	2x20W T8	Current Draw at 347V <sub>AC</sub> (A) <sub>2</sub>	0.067A


## PRODUCT DIMENSIONS



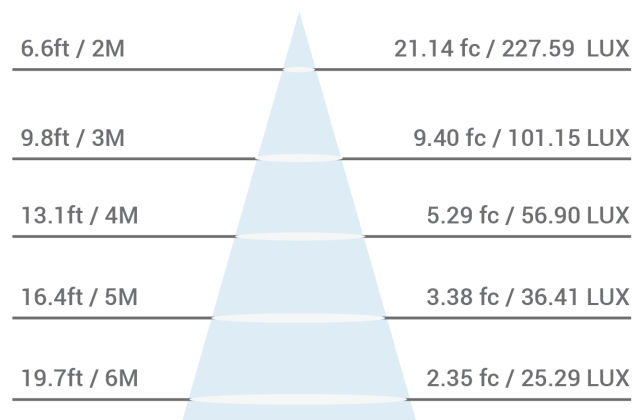
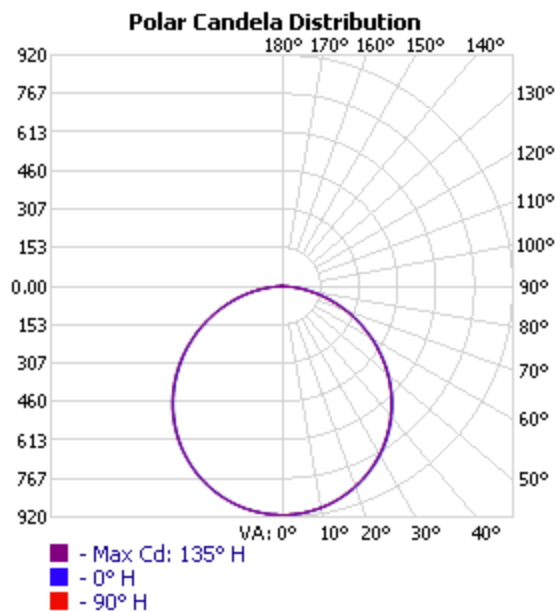
CONSTRUCTION			
Housing Material	6063 Aluminum	Weight	2.22kg / 4.89lbs
Housing Color	White	Installation Method	Recessed, Suspension, Surface
Lens Material	PMMA	Operation Range (°F/°C)	-20°C to 45°C, -4°F to 113°F
Dimensions (inch/mm)	23.74"*23.74"*2.8"/603mm*603mm*72.2mm	Warranty	5 years

APPROVALS AND LISTINGS			
DLC Premium	PL451E40KUJX	IP Rating	IP20
Damp Location Rated	Yes	UL/ETL Listed	cETLus

LED AND DRIVER SPECIFICATIONS			
LED Type	2835	THD (%)	21.26%
Dimmable	Yes, 0-10V	Inrush Current (A)	30A
Output Voltage (VDC)	36-45VDC	Driver Class	Class 2
Power Factor	0.886	Surge Protection (kV)	L - N 1KV ;L/N-PE 2KV

OPTIONAL ACCESSORIES			
 <b>FPH-ACK11</b>	Aircraft Cable for 1x4 and 2x2 Flat Panels	 <b>FPH-22SMK1</b>	Surface Mount Kit for 2x2 Flat Panels

CANDELA	ILLUMINANCE AT A DISTANCE
---------	---------------------------



1. Due to the special conditions of manufacturing, the typical data of optical specifications can only reflect statistical figures and do not necessarily correspond to the actual parameters of each single product which could differ from the typical data.
2. Exceeding maximum ratings for input voltage and current will cause hazardous overload and will likely destroy the LED fixture.
3. Refer to Warranty Terms & Conditions available at [premiseled.com/warranty](http://premiseled.com/warranty)

Specifications and dimensions  
subject to change without notice.

3401 ENTERPRISE PARKWAY  
BEACHWOOD, OH USA 44122

80-86 CARRIER DRIVE  
TORONTO, ON CANADA M9W 5R1