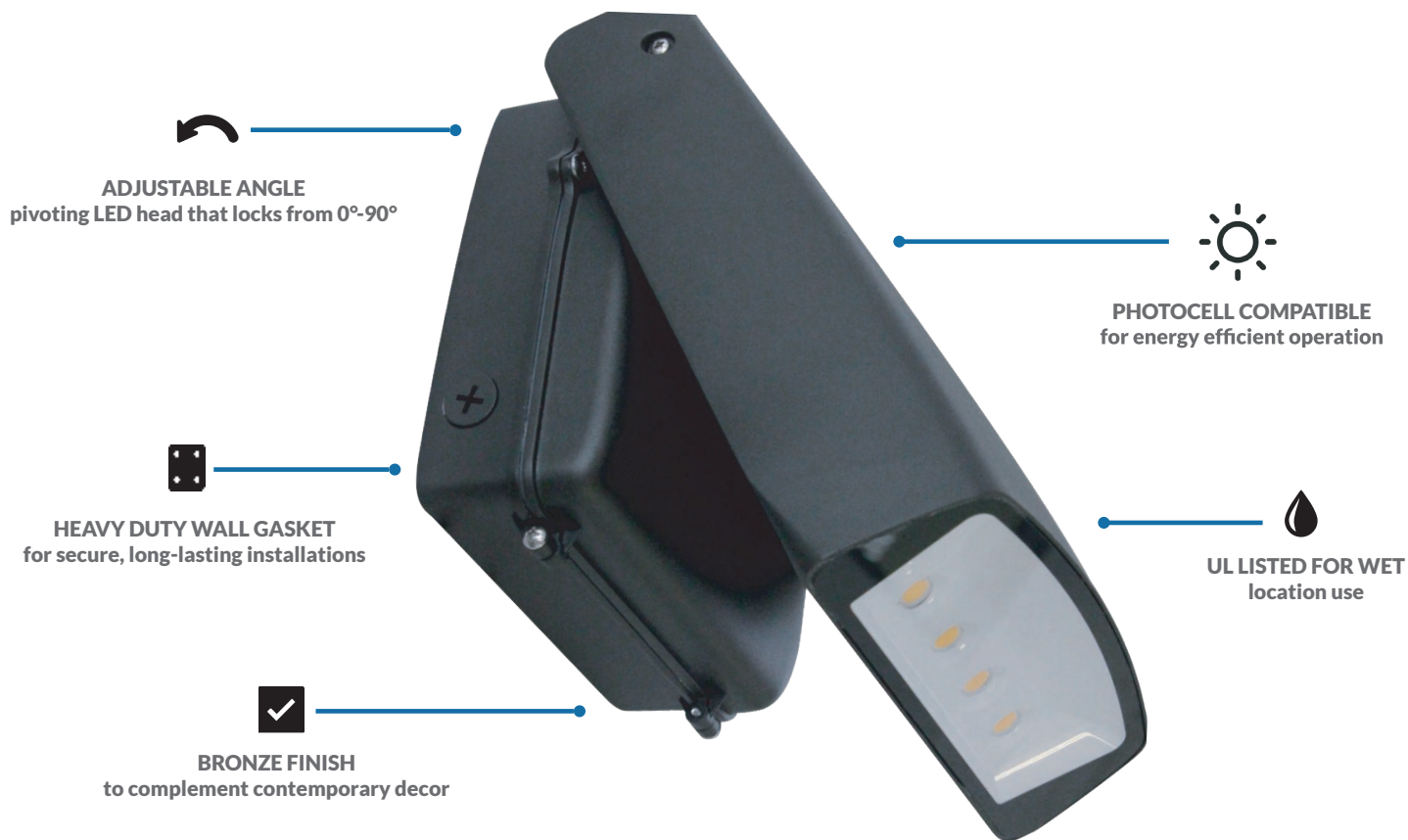




LED WALL PACK

70W / 120-277V
#WP2-704-1



10 YEAR
WARRANTY

DESCRIPTION

These adjustable angle slimline wall packs in 4000K are a combination of exceptional value, contemporary design, and flexible mounting options. Using industry-leading LED chips, these luminaires are the high efficacy solution that can be used as flood lights and pole mounted lights, with the ability to adjust the angle anywhere from 0° to 90°, allowing for flexible installation.

POPULAR APPLICATIONS



PERSONNEL DOORS



EXTERIOR WALLS

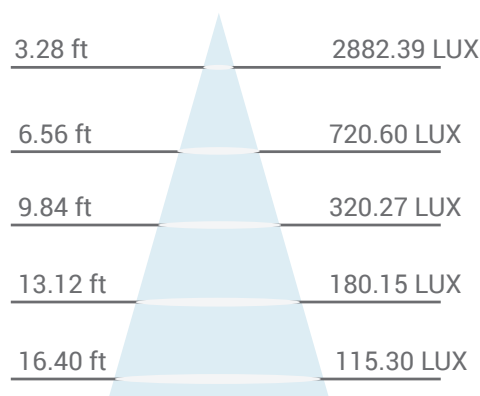
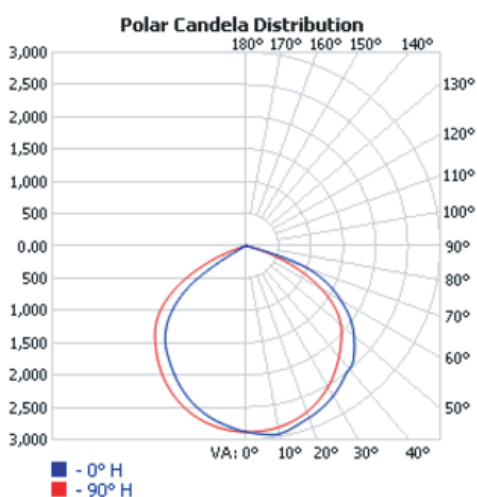
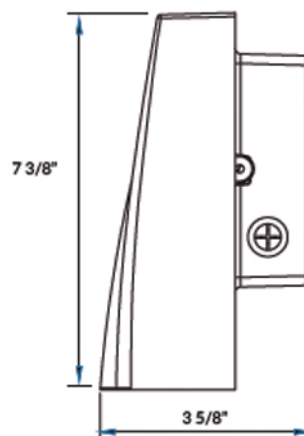
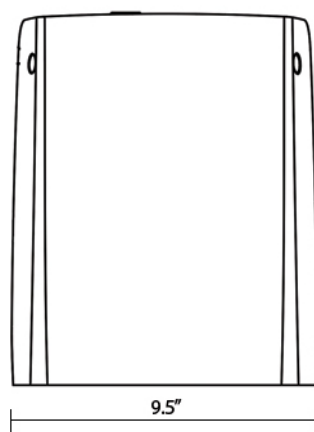


LOADING AREAS



BUILDING PERIMETERS

PRODUCT DIMENSIONS / PHOTOMETRIC SPECS / ILLUMINANCE AT A DISTANCE



TECHNICAL DATA

LIGHT SPECIFICATIONS

| | |
|------------|-----------------------|
| Lumens | 7,792 |
| CCT | 4000K |
| Efficacy | 110.3 lm/W |
| CRI | ≥82.8 |
| Beam Angle | Adjustable (0° - 90°) |

DRIVER

| | |
|-------------|------------------|
| Driver Type | Constant Current |
| Dimmable | No |

HOURS

| | |
|-------------|--------|
| Rated Hours | 50,000 |
|-------------|--------|

ELECTRICAL

| | |
|---------------|----------|
| Wattage | 70W |
| System Watts | 71W |
| Input Voltage | 120-277V |
| Power Factor | 0.935 |
| THD | 16.3% |

CONSTRUCTION

| | |
|------------------|--------------------|
| Housing Material | Die-cast |
| Lens Material | Polycarbonate Lens |
| UL Wet Location | Yes |

LED CHIP

| | |
|------------|---------------|
| Chip Brand | Citizen |
| Chip Type | CLU026-1204C1 |

TEMPERATURE

| | |
|---------------|-------|
| Minimum Start | -40°C |
| Ambient Temp | 40°C |

DIMENSIONS & WEIGHT

| | |
|------------|--------------|
| Dimensions | 10 5/8" x 4" |
| Weight | 2.98 KGS |

APPROVALS & LISTINGS

| | |
|------------|---------------|
| cETLus | UL-1598 |
| DLC Listed | PM25ZK2H |
| IESNA | LM-79 & LM-80 |