

The LFX8 is an 8 foot linear vapourproof fixture that is rugged in design, with conduit entries on the back and the side for ease of installation.



### APPLICATIONS

**Ideal for parking lots, industrial applications, agricultural applications, food processing industries, poultry barns and other harsh environments.**

<b>Project</b>	
<b>Type</b>	
<b>Date</b>	
<b>Notes</b>	

### SPECIFICATIONS

#### Construction

Polycarbonate UV stabilized housing with opal lens. The lens attaches to the fixture using 11 stainless steel clips on each side. The LFX8-LED120 is ideal for mounting heights between 8' - 10' creating a wide even light distribution because of its rounded opal lens. Corrosion resistant for agricultural applications.

#### Lens

Fixture has a high grade polycarbonate lens that is UV stabilized.

#### LED information

The fixture contains high efficiency LED strips that deliver a total output of 15 765 lumens at an efficacy of 130 lumens/watt. LEDs have a colour temperature of 4000K as standard.

#### Finish

Grey Polycarbonate Finish

#### Electrical

Total system wattage of the unit is 121W. The standard unit has a high efficiency driver that operates at 120 - 277V. 347V is available as an option. 0-10V Dimming is standard.

#### Mounting

Fixture comes with 2 stainless steel mounting brackets that facilitate quick and easy mounting direct on the wall or ceiling.

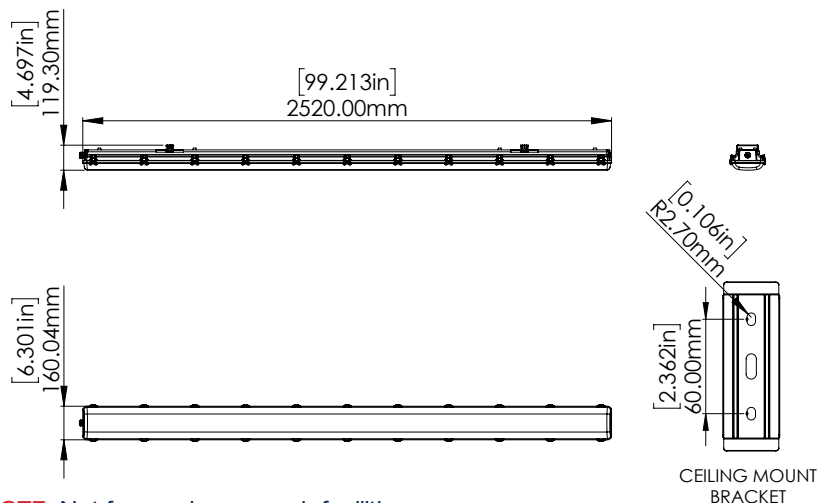
There are 6 conduit entries on the bottom and one conduit entry on either side.

Standard fixture comes complete with stainless steel locking clips and NSF rating.

<b>Watts</b>	<b>121W</b>
<b>Equivalent to</b>	<b>6 lamp T5 HO fluorescent fixture</b>
<b>Lumens</b>	<b>15 765</b>
<b>Efficacy</b>	<b>130</b>

<b>Operating Temperature</b>	<b>-40°C to +40°C</b>
<b>Certification</b>	<b>cULus, IP66, DLC, NSF</b>
<b>LED Life</b>	<b>100,000 hours</b>
<b>Colour Temperature</b>	<b>4000K (standard)</b>
<b>Warranty</b>	<b>5 years</b>
<b>CRI</b>	<b>&gt;80</b>
<b>Power Factor</b>	<b>0.9</b>
<b>Total Harmonic Distortion</b>	<b>22.8%</b>


### DIMENSIONS




**NOTE:** Not for use in car wash facilities.



## EASY INSTALLATION




1. Mount stainless steel clips on the surface



2. Mount fixture onto clips




3. Open up the lens by unhooking polycarbonate clips on one side



4. Remove LED tray using the pull tabs on either side of the fixture
5. Both tray and lens hang while tethered to the fixture using a clip and lock system.
6. Connect wires using quick connects



7. Reattach the tray to the fixture



8. Reattach the lens to the fixture

## ORDERING GUIDE

LFX8	-	LED120	-		-	4K	-	GRY	-	DIM	-	FS
		VOLTAGE		COLOUR TEMP		FINISH		DRIVER		OPTIONS		
		B - 120 - 277V* C - 347V		4K - 4000K*		GRY - GREY*		DIM - 0-10V Dimming*		FS - NSF Rating (with Stainless Steel Clips)*		

\* Standard configuration

**NOTE:** Not for use in car wash facilities.