



## PROFILE 7 LARGE SQUARE

*The Profile 7 Series of down light, post top luminaires accurately delivers the required amount of illumination to the “working areas” of malls, parks, walkways, and parking lots. At the same time, its sharp cutoff design prevents uplight and glare from the lamp. The soft, glare-free night time glow provides the charm of gaslight, with the high visibility required for safety and security. The profile 7 Series has a wide range of mounting options to suite almost any requirement.*

**HOUSING** Rugged seamless aluminum housing. Upper housing is supported by internal brackets. Gasketed top cover plate for convenient lamp replacement. Lens is a injection molded, U.V. resistant acrylic. Polycarbonate is available.

**REFLECTOR** Spun aluminum with specular alzak finish. The P7 has a symmetrical distribution and is available with 45 or 90 degree cutoff.

**BALLAST** All ballasts are core and coil prewired to the customers requirements. Standard ballast is a 120/277/347 volts. Also available on certain wattages is a 120/208/240 CWI ballast. Available in 250 to 400 watt High Pressure Sodium and 250 to 400 watt Metal Halide.

**HARDWARE** All external hardware is stainless steel to ensure corrosion-free protection from the elements.



**SOCKET** Mogul base 4KV pulse-rated socket with a nickle-plated screw shell and a spring-loaded centre contact.

**LAMPS** Lamps not included. Must be ordered separately.

**MOUNTING** Slip fits a 3” tenon. For multi-head assemblies please consult factory.

**FINISHES** Standard finishes are Bronze and Black in a powder coat finish. Custom colours are available.

**OPTIONS** Photocell and house side shield.



## Catalog Code

**P7S**

250HPS 400HPS  
250MH 400MH

LAMP

120 2777 347  
120CWI 208CWI 240CWI

VOLTAGE

AC - ACRYLIC  
LE - POLYCARBONATE

LENS

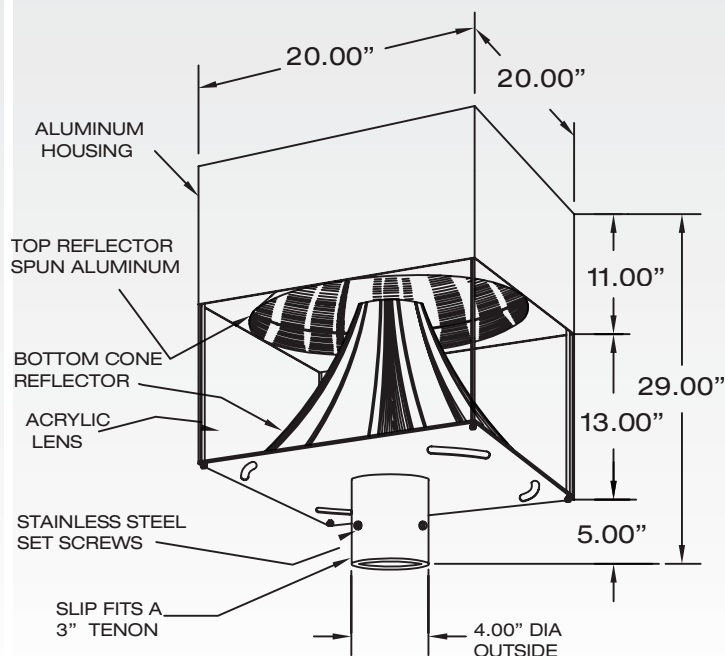
BRZ - BRONZE  
BLK - BLACK  
CC - CUSTOM FINISH

FINISH

PC - PHOTOCCELL  
45HCO - 45° HOUSE SIDE  
SHIELD  
90HCO - 90° HOUSE SIDE  
SHIELD

OPTIONS

## Dimensions



### CATALOG NUMBER:

FILENAME: P7R400HP.IES

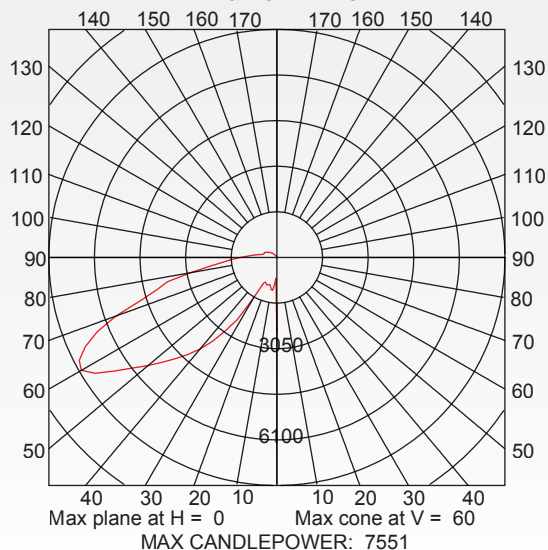
TEST NO. 6305  
DESIGN ELECTRICAL OUTDOOR POST TOP LUMINAIRE CAT. NO. P7R400HPS120  
WITH DIFFUSE TOP REFLECTOR, SEMI-SPECULAR CONE OPTICS AND CYLINDRICAL LENS  
ONE 400W CLEAR HIGH PRESSURE SODIUM LAMP. LUMEN RATING = 50000 LMS.

DESIGN ELECTRICAL MANUFACTURING  
TORONTO, ONTARIO

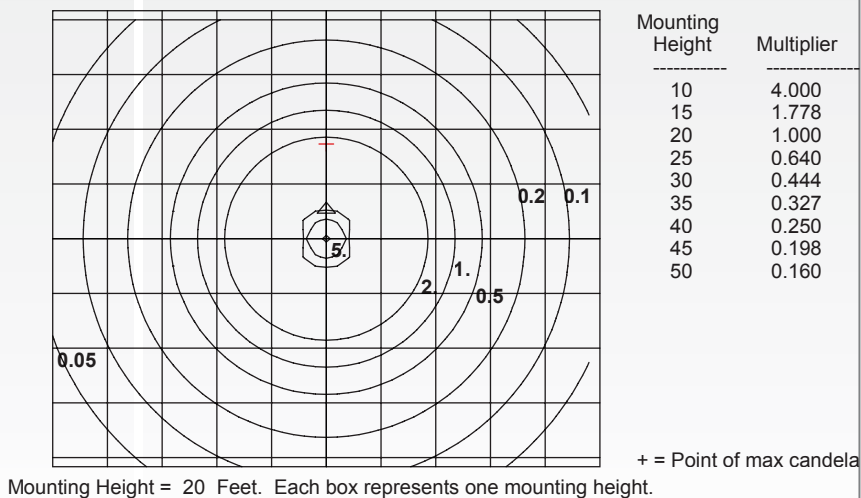
### SUMMARY DATA

EFFICIENCY (Total):	56.3 %
EFFICIENCY (Down / Up):	51.7 % / 4.6 %
EFFICIENCY (Street / House):	28.1 % / 28.1 %
LUMENS/LAMP:	50000
NO. OF LAMPS:	1
LUMINOUS OPENING:	RECTANGULAR
Width:	0.00 (Feet)
Length:	0.00
Height:	0.00
INPUT WATTS:	0

### PLANE & CONE DIAGRAM



### ISO-ILLUMINANCE DIAGRAM (fc)



1208