


Date:	Project Name:
Type:	Part Number:



EMERGENCY SERIES

LED EMERGENCY LIGHT





DESCRIPTION

This compact emergency light is impact resistant and allows for both wall and ceiling surface mounting. Each head is an adjustable swivel which locks in position for installation convenience. The canopy is designed to mount directly to a typical electrical junction box

FEATURES

- Universal Voltage LED remote compatible with any emergency lighting system (5-24VDC)
- Energy Saving LED Design (2 x 5W)
- UL-94V-0 Flame rating, fire-retardant
- Wall and Ceiling Mounting
- Suitable for Damp Locations
- 5 year warranty

APPLICATIONS

-  Commercial building
-  Multi-Residential building



Date:	Project Name:
Type:	Part Number:

SPECIFICATION

ORDER#	MODEL#	WATTS	VOLTAGE (V)	LUMENS	MATERIAL
R61101	RENO-ERH2W-1	2W	3.6V-24VDC	130 lm	ABS
R61106	RENO-ERH5W-1	5W	5V-24VDC	470 lm	ABS
R61103	RENO-ERH2W-2	2X2W	3.6V-24VDC	2x130 lm	ABS
R61105	RENO-ERH5W-2	2X5W	5V-24VDC	2x470 lm	ABS