

SOL SERIES

Slim Surface Round with Sensor



Build in PIR Sensor

APPLICATIONS

- Residential Ceiling
- Commercial Building
- Public Hallway
- Public Lobby

FEATURES

- Sensor turns off after 1 min idle
- Integrated PIR Sensor
- Edge-lit technology, no glare or dark spots, instant-on
- This 1" thick luminaire is easy to install on standard J-boxes with a quick snap
- Construction: die-cast aluminum with white translucent acrylic lens
- Dimming: TRIAC down to 10%
- I.C. rated for direct contact with insulation
- Suitable for WET LOCATION
- Rated for a long life - over 50,000 hours
- CRI 80

SPECIFICATION

ORDER#	MODEL #	WATTS	LUMENS OUTPUT	CCT(K)	SIZES	VOLTAGE
R31170	RENO-S9R-MCCT-18W-WH-MS(ON/OFF)	18W	1300lm	30K/40K/50K	9"	120VAC
R31171	RENO-S12R-MCCT-24W-WH-MS(ON/OFF)	24W	1800lm	30K/40K/50K	12"	120VAC







Date:

Type:

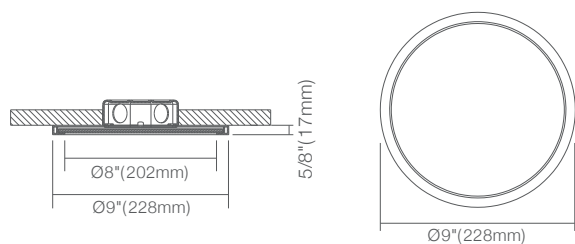
Project Name:

Part Number:

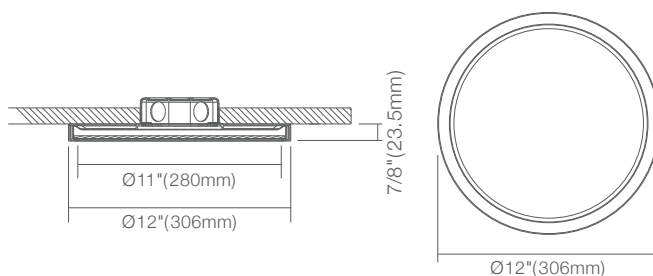
ACCESSORIES

IMAGE	ORDER#	MODEL #
	R31161	RENO-S9RT-BN-MS
	R31164	RENO-S9RT-BK-MS
	R31163	RENO-S12RT-BN-MS
	R31162	RENO-S12RT-BK-MS

DIMENSION



9" Plastic Round



12" Plastic Round

