



LED HID Replacement Corn Cob Lamps (Phase Out) Product Specifications



TCP's energy efficient LED HID Replacement Corn Cob lamps are an excellent choice for replacing traditional high-intensity discharge lamps. Damp location rated and designed for indoor/outdoor use where low maintenance and high lumen output is required.

Reasons to choose the LED HID Replacement Corn Cob Lamps from TCP

- Uses less energy than high-intensity discharge products
- 50,000 hour life minimizes maintenance costs
- UL approved for damp locations
- 360° beam angle for full light distribution
- Isolated driver for better heat dissipation and eliminating the need for a ballast
- Surge protection - all lamps have 4kV surge protection
- Pair with HID Replacement Accessories to add features such as motion sensing, natural light detection, and to connect to an external 0-10, PWM, or resistance dimming system to the Replacements Lamps.
- Rated for enclosed fixtures

Ideal Fixture for Lamp Replacements

- Canopies
- Round High & Low Bays
- Post Tops
- Acorns

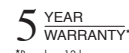
Typical Applications

- Warehouses
- Parking Lots
- Street Lights
- Industrial Lighting

Specifications:

Color Temperatures4000K, 5000K
 Wattage Replacements 75W, 100W,
 200W, 250W, 300W, 320W, 400W
 Input Line Voltage 100-277
 Input Line Frequency..... 50/60HZ

Lamp Life (Rated) 50,000 hours
 Minimum Starting Temp -40°C
 Maximum Operating Temp..... 60°C
 CRI ≥ 85
 Surge Protection 4kV



*Based on 12 hours use per day

Specifications

ITEM#	DESCRIPTION	HID WATT EQUIV	WATTAGE	LUMENS	CRI	COLOR TEMP	DIA (in)	MOL (in)	MIN ENCLOSURE DIMENSION (INCHES)	BASE	HID REPLACEMENT LAMP ACCESSORIES
LED HID Corn Cob Lamp Series -120-277 VAC											
75W LED HID											
L19MHE265040K	LED 19W MH70 E26 40K	70	19	2470	80	4000K	2.5	x 6.1	N/A	E26	NO
100W LED HID											
L27HE265040K	LED 27W MH100 E26 40K	100	27	3375	85	4000K	2.36	x 6.5	7.87" L x 7.87"	E26	NO
L27HE265050K	LED 27W MH100 E26 50K	100	27	3375	85	5000K	2.36	x 6.5	7.87" L x 7.87"	E26	NO
200W LED HID											
L45MHE265040K	LED 45W MH175 E26 40K	175	45	5850	80	4000K	3.4	10.2	N/A	E26	YES
L45HE265040K	LED 45W MH200 E26 40K	200	45	5625	85	4000K	3.35	9.12	7.87" L x 7.87"	E26	YES
L45HE265050K	LED 45W MH200 E26 50K	200	45	5625	85	5000K	3.35	9.12	7.87" L x 7.87"	E26	YES
250W LED HID											
L54HEX395040K	LED 54W MH250 EX39 40K	250	54	6750	85	4000K	3.35	9.24	7.87" L x 7.87"	EX39	YES
300W LED HID											
L63HEX395050K	LED 63W MH300 EX39 50K	300	63	7875	85	5000K	3.53	9.71	7.87" L x 7.87"	EX39	YES
320W LED HID											
L80HEX395040K	LED 80W MH320 EX39 40K	320	80	10000	85	4000K	5.11	9.69	9.84" L x 9.84"	EX39	YES
L80HEX395050K	LED 80W MH320 EX39 50K	320	80	10000	85	5000K	5.11	9.69	9.84" L x 9.84"	EX39	YES
400W LED HID											
L100MHX395040K	LED 100W MH400 EX39 40K	400	100	13500	80	4000K	5.1	12.8	N/A	EX39	NO
L100HEX395050K	LED 100W MH400 EX39 50K	400	100	12500	85	5000K	5.11	10.28	9.84" L x 9.84"	EX39	YES

HID Accessories and Adapters

Item Number	Description
ADAPTERE26E39	E26 TO E39 ADAPTER
ADAPTERE39E26	E39 TO E26 ADAPTER

Item Number	Name	Description
LHSMW001	Microwave Motion Sensor	When connected to a lamp, provides Motion Detection through objects and walls.
LHSIR001	PIR Motion Sensor	When connected to a lamp, provides Motion Detection and Daylight Sensing.
LHSDL001	Daylight Sensor	When connected to a lamp, provides Natural Light Detection.
LHDW001	3 in 1 Dimming Wire	Use to connect lamps to an external 0-10V, PWM, and resistance dimming system

*See the HID Replacement Lamp Accessories Specification Sheet for more information.



ADAPTERE26E39



ADAPTERE39E26



LHSMW001



LHSIR001



LHSDL001



LHDW001

LED HID Corn Cob Lamp Installation and Instruction Guide

WARNING! RISK OF ELECTRIC SHOCK! DISCONNECT POWER AT FUSE OR CIRCUIT BREAKER BEFORE INSTALLING OR SERVICING!

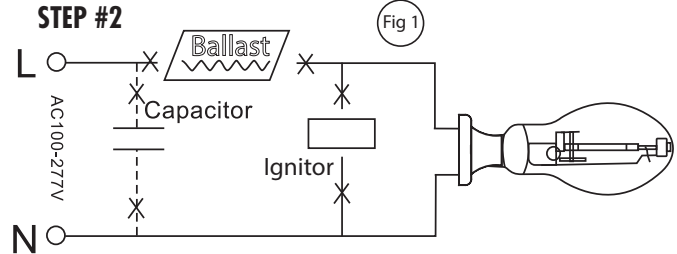
STEP #1



POWER OFF

TURN OFF POWER AT CIRCUIT BREAKER to prevent risk of electric shock.

STEP #2




Remove old ballast or disconnect from existing lamp holder. Remove and dispose of ballast in correct manner (also disconnect any other components such as ignitors, starters, capacitors). Shown as Figure 1.

STEP #3 (OPTIONAL)

Fig 2

Fig 3



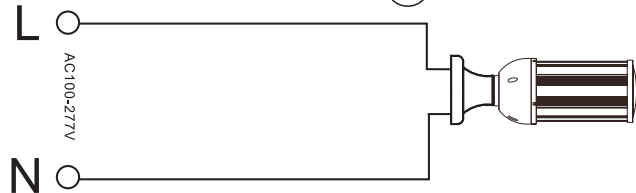
Sensor Installation

3 In 1 Dimming Wire Installation

Sensor or 3 in 1 dimming wire installation. Connect as shown in Figure 2 and 3. The sensor/wire should be connected before the lamp is installed. Connect dimming wire to manufacturer's dimming system as per instructions.

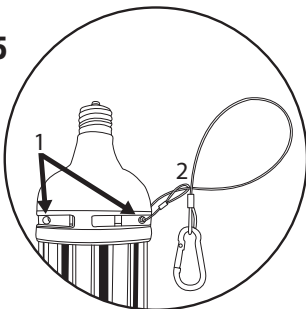
STEP #4

Fig 4



Reconnect directly to the existing lamp holder. Install new LED replacement lamp. Shown as Figure 4. Please make sure old socket is correctly grounded.

STEP #5



If lamp being installed is over 60w, attach provided tether cable to lamp. Locate either entry hole (1) on lamp shown in diagram and feed looped end of tether cable (2) through hole. You may need to crimp with pliers first. Once through, take end with grappling clip through loop as shown, tighten and secure clip to safe location.

STEP #6

This luminaire has been modified to operate LED lamps. Do not attempt to install or operate HID lamps or Compact Fluorescent Luminaires in this luminaire. In the future, use only bypass lamps.

LED RETROFIT LUMINAIRE CONVERSION
FOR USE ONLY WITH PRODUCTS DESCRIBED AND INSTALLED IN ACCORDANCE WITH THE INSTRUCTIONS PROVIDED WITH THE RETROFIT KIT (E353692)
Order at www.tcp.com

REPLACEMENT LAMP:
LXXCCE26UYK ("XX" = 12W & 18W & 27W & 36W & 45W & 54W & 63W & 100W & 120W)
LXXCCEX39UYK ("XX" = 45W & 54W & 63W & 100W & 120W)
LXXCCE28HYK ("XX" = 36W)
LXXCCEX39HYK ("XX" = 54W 100W)

Please apply included label to retrofitted luminaire in a visible location.

STEP #7



POWER ON

TURN ON POWER AT CIRCUIT BREAKER

TECHNOLOGY CAST IN A BEAUTIFUL LIGHT

For over 20 years, TCP has been designing, developing and delivering energy-efficient lighting into the market. Thanks to our cutting-edge technology and manufacturing expertise, we have shipped billions of high quality lighting products. With TCP, you can count on a lighting product that is designed to meet the needs of the market - that transforms your surroundings and envelopes you in warmth - lighting that generates beauty with every flip of the switch.

Sales:

Date:

Model:

Project:

Rep:

Catalog Number:

Type:

Notes:



For more information on the quality and care TCP can deliver, call us at **800.324.1496** or visit tcpi.com

325 Campus Dr. | Aurora, Ohio 44202 | P: 800.324.1496 | F: 877.487.0516