



LED FIXTURE

RIGID Series

LED Vanity

RGD-VN

2 Ring LED Vanity Lighting



Features & Benefits

Energy Star and cUL rated

Alumimium frame, great lighting distribution without any shadow

White PMMA lens

14W 1,450lm, 120V 60 Hz Input, PF>0.9

TRIAC (10-100%)dimmable

High CRI (80+), Beam angle 120°

L70@ 50,000 Hrs

Damp location approved

Warranty

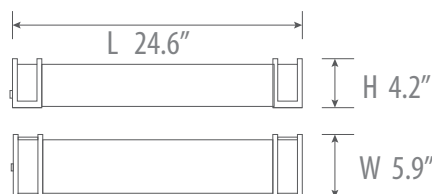
5-year limited warranty in commercial use from the date of purchase

Operating temperature range between -20°C and +45°C

Applications

Ideal replacement for traditional incandescent wall mount fixture.
Restaurant, Community, Office, Retail, Hospitality and etc.

Dimensional drawing



Ordering Information

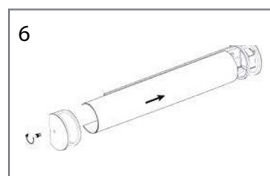
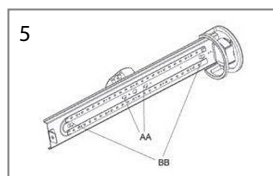
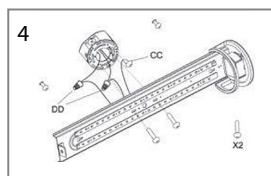
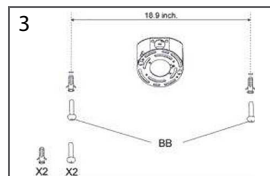
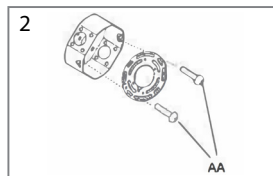
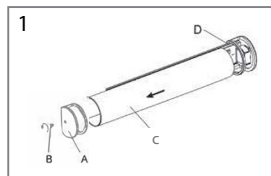
 Example: RGD-VN/2F/14W/30/D/2R

Family Name	Fixture Type	Length	Wattage	CCT (Kelvin)	Dimmable	Type
RGD (Rigid)	VN (Vanity)	2F (2 Foot)	14W	30 (3000K) 40 (4000K)	D (Dimmable)	2R (2 Ring)

Product Specification

Energy Star	Model Number	Description	Wattage (W)	Input Voltage (V)	Hour Rating	Initial Delivered Lumens (lumen)	CCT (K)	CRI	Damp Location	M.O.D. L×W×H (inch)
Y	RGD-VN/2F/14W/30/D/2R	LED Vanity 2' 14W 3000K Dimmable 2Ring	14	120	50,000	1,450	3000	80+	Y	24.6 × 5.9 × 4.2
Y	RGD-VN/2F/14W/40/D/2R	LED Vanity 2' 14W 4000K Dimmable 2Ring	14	120	50,000	1,450	4000	80+	Y	24.6 × 5.9 × 4.2

Installation



1. Remove the ring and lens from the housing.
2. Insert long screws(AA) into aligned holes, and tighten the two long screws.
3. Mark the keyhole slots and drill the two holes, then insert long screws into anchors.
4. Connect the fixture wires accordingly.
5. Put the long screws through the keyholes, and thread into the J-box.
6. Secure the lens and top ring up to the housing.