

Description

Venture Lighting's color temperature selectable and wattage selectable LED Linear Strip is capable of changing to 3 different CCT settings (3500K, 4000K, 5000K) and 3 different wattage settings (3 light levels) with a simple slide switch. These field-adjustable fixtures are preset to the highest wattage and 5000K CCT. The flexible selection capability allows for a cost effective method to reduce stocking inventory by 88% (1 SKU instead of 9). This is an ideal choice for commercial, industrial, retail, or residential applications. Fixtures can be used in storage/utility areas, coves, display cases, shops, task, and general area lighting.

Construction

The fixture is powder-coated for superior corrosion resistance. These versatile fixtures are supplied with an acrylic (PPMA) low glare frosted lens. Knock-out locations are available on each end of the fixture as well as on top of the fixture for through-wiring.

Electrical

The power supply has a range of 120-277V, 50/60 HZ.
 1-10V DC continuous dimming capability is standard.
 Factory-installed motion sensor options are available.

Mounting

Suitable for surface mount or suspension mount applications.
 Each fixture is supplied with a pair of surface mount brackets.
 Fixtures are designed for individual or continuous row mounting. The compact size of this lightweight design allows for easy installation/replacement of existing fixtures.

Warranty

For warranty information refer to:
<https://www.venturelighting.com/resources/warranties.html>



Model# SM5-4H-45/38/34-D835/40/50

Product Performance

Wattage	3500K CCT Lumen Output	4000K CCT Lumen Output	5000K CCT Lumen Output
45W	5895	5940	5985
38W	5206	5244	5282
34W	4760	4794	4828
Color Rendering Index (CRI)		≥80	
Lumen Maintenance @50,000 Hrs*		91%	
Calculated L70 @25°C Ambient (Hrs)*		190,000	
Operating Temperature Range		-4°F to 122°F (-20°C to 50°C)	

Physical Characteristics

Fixture Color	White
Weight	4.5 Lbs (2.05 kg)
Length	47.3" (1202mm)
Width	3.4" (85.2mm)
Height	3.6" (90.5mm)

Electrical Characteristics

Input	120-277V, 50/60 Hz, 0.39A max
Power Factor	≥90%
THD	≤10%
Dimming	1-10V DC continuous to 10%

Regulatory Qualifications

UL Listed; DLC® Premium Qualified

Damp Location Rated

Accessories

Add suffix "-EM" for a factory-installed battery backup

Add suffix "-WP1" for a factory-installed 6ft 3-wire whip on end (AC25420)

Add suffix "-WP2" for a factory-installed 6ft 3-wire whip on back (AC25420)

Add suffix "-S1" for a factory-installed MOTION ONLY Sensor (PH41623)

Add suffix "-S2" for a factory-installed MOTION/DIM/PHOTOCELL Sensor (PH77409)

Add suffix "-S5" for a factory-installed Bluetooth PIR Sensor (KT31549)

AC13812 - V-hooks (for suspension mount)

AC20156 - V-hooks with 6ft cables (for suspension mount)

AC35187 - Row alignment accessory (for continuous row mounting)

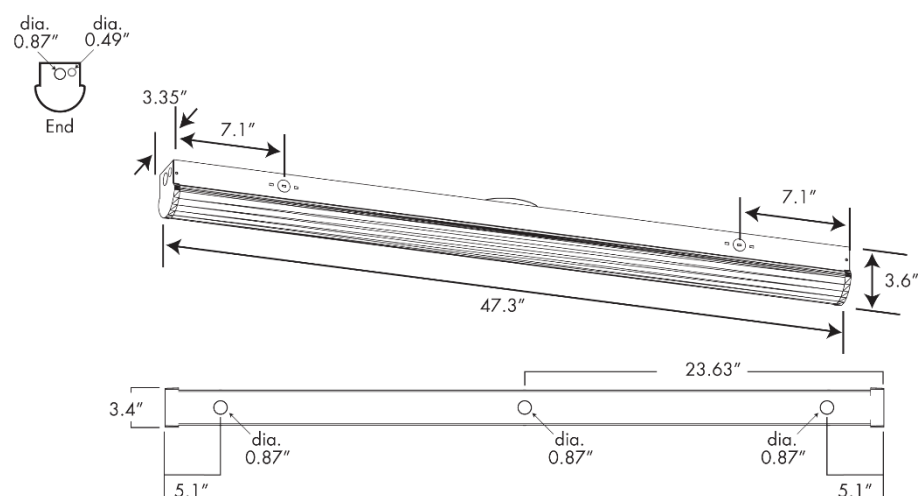
KT12139 - 4ft wire guard kit, (2) are required for 8ft fixtures

LN18733 - 4ft replacement lens, acrylic (PPMA)

Notes: *Lumen maintenance data is based on LED testing per IES LM-80 and projected per IES TM-21

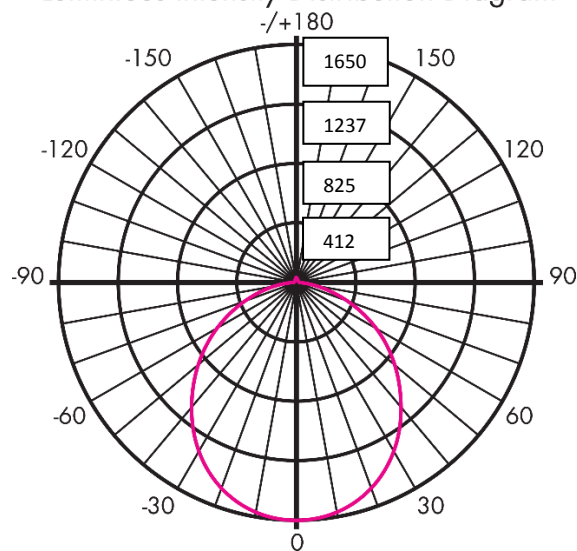
Select-Pro CCT/Wattage Field–Adjustable LED Linear Strip

Dimensions



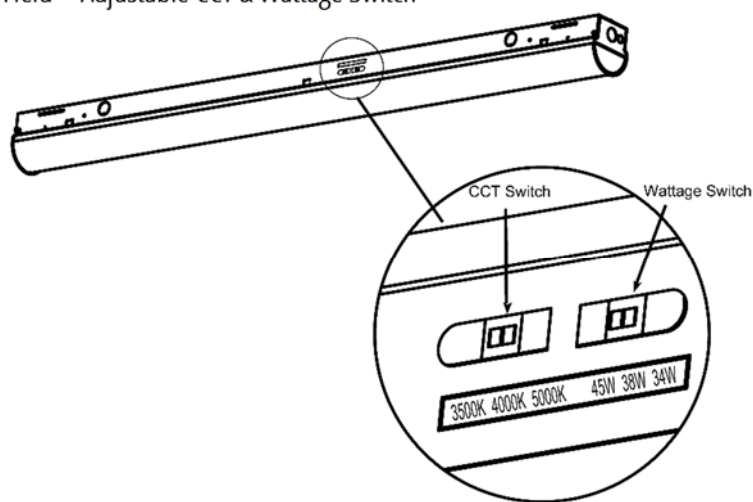
Photometrics

Luminous Intensity Distribution Diagram



Max Cand = 1649

Field – Adjustable CCT & Wattage Switch



(800) 451-2606

7905 Cochran Road, Suite 300

Glenwillow, Ohio 44139 USA

Email: Venture_Lighting@VentureLighting.com

VentureLighting.com

